

**Joint Policing Committee – Tipperary Division**  
**23<sup>rd</sup> June 2023**

**Chief Superintendent Colm O’Sullivan**



# **JPC Objectives:**

## **Provide a brief statistical overview of current position as of 01/06/2023:**

1. Property Crime at a Divisional Level (broken down by District)
  - Additional attention afforded to Burglary
  
1. Crime Against the Person at a Divisional Level (broken down by District)
  - Additional attention afforded to Assault
  
2. Proactive Policing Measure
  - Includes Possession of Drugs, Sale of Drugs, Firearms and Offensive Weapons
  
3. Traffic
  - Fatalities/Serious Injuries figures YTD (1<sup>st</sup> Jan – 31<sup>st</sup> May 2023)
  - Drink Driving and Drug Offences YTD (1<sup>st</sup> Jan – 31<sup>st</sup> May 2023)
  - LifeSaver Offences YTD (1<sup>st</sup> Jan – 30<sup>th</sup> April 2023)
  
5. Domestic Abuse Incidents YTD (1<sup>st</sup> Jan – 11<sup>th</sup> June 2023)

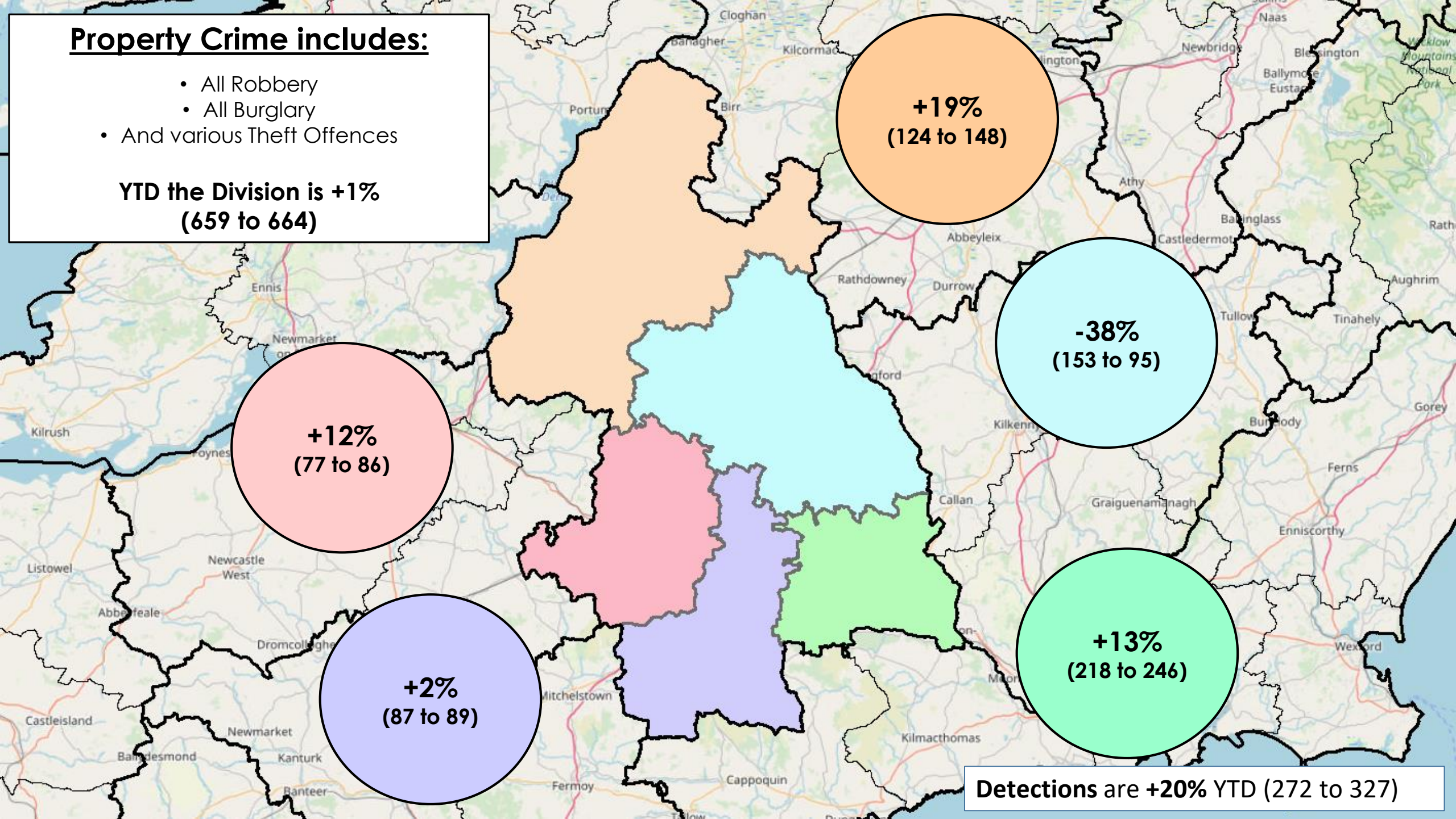
***All information is based upon operational data from the PULSE System as was available on the 01/06/2023, unless otherwise stated, and is liable to change. Crime Counting rules are applied, unless otherwise stated. Incident counts are based on date reported.***



## Property Crime includes:

- All Robbery
- All Burglary
- And various Theft Offences

**YTD the Division is +1%  
(659 to 664)**



**Detections are +20% YTD (272 to 327)**



# Non Aggravated Burglary

YTD the Division is **-26% YTD**  
(129 to 96)

Residential Burglary is **-24% YTD**  
Non Residential Burglary is **-24% YTD**

**+73%**  
(15 to 26)

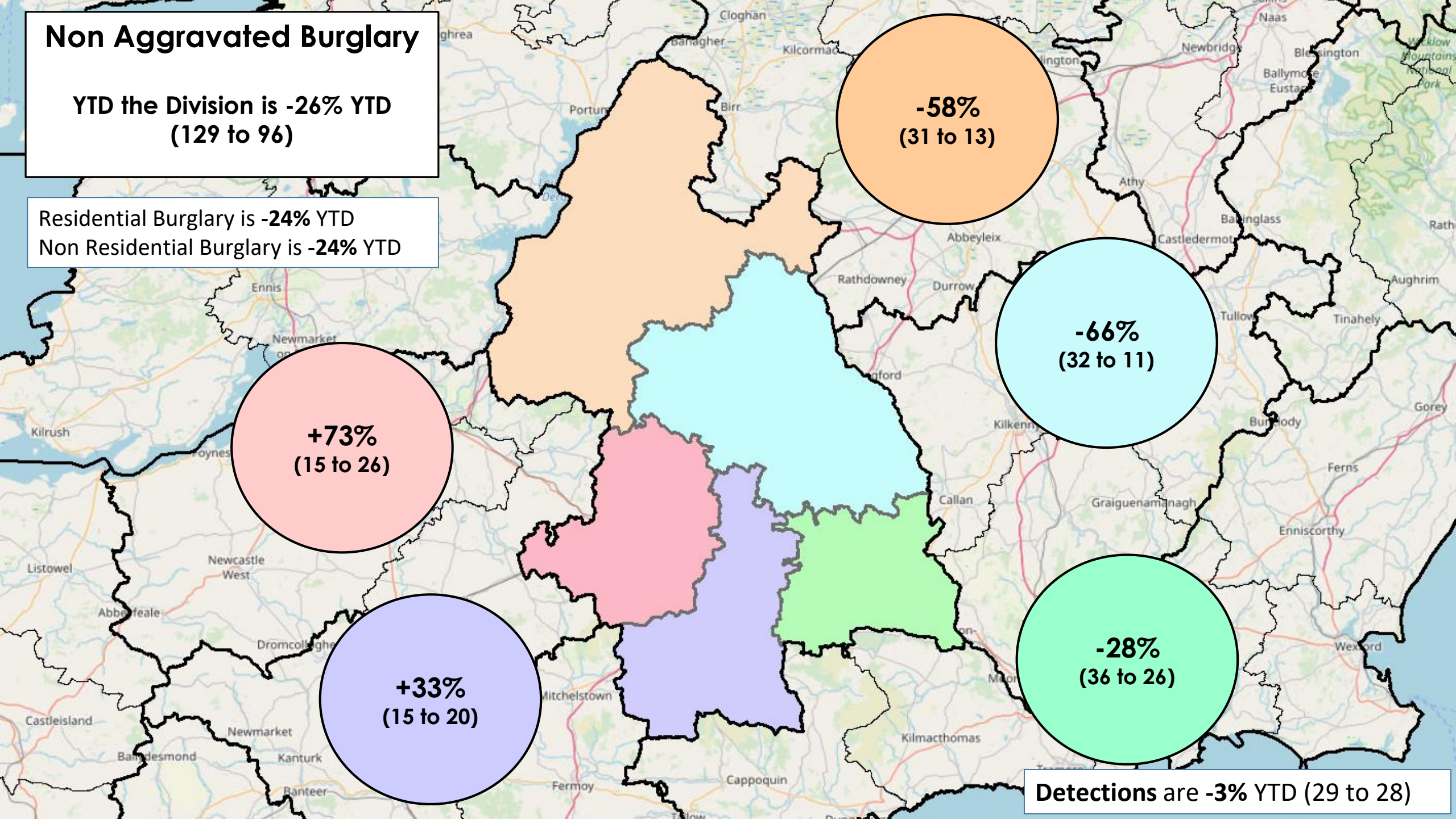
**+33%**  
(15 to 20)

**-58%**  
(31 to 13)

**-66%**  
(32 to 11)

**-28%**  
(36 to 26)

**Detections are -3% YTD (29 to 28)**

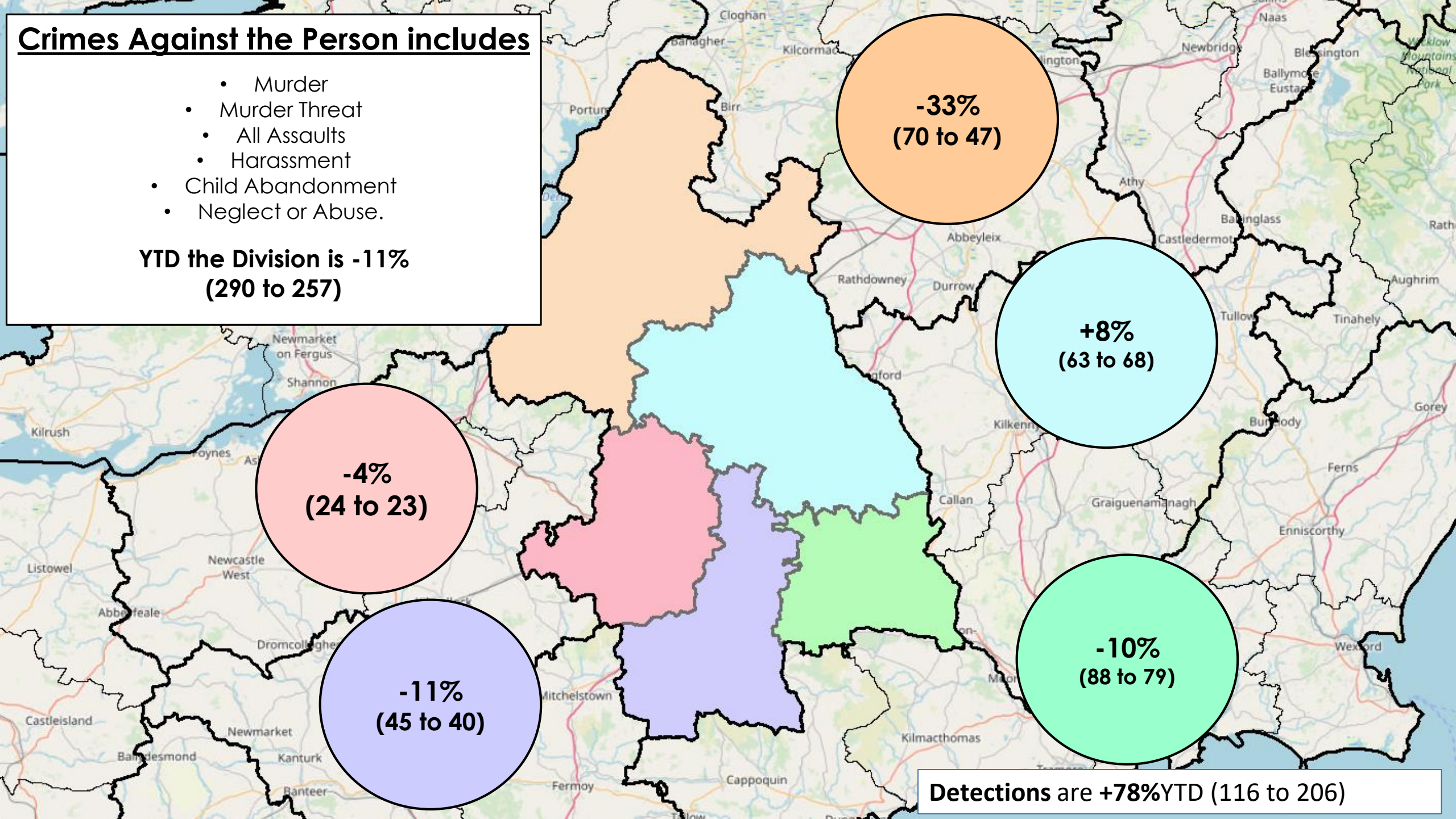




# Crimes Against the Person includes

- Murder
- Murder Threat
- All Assaults
- Harassment
- Child Abandonment
- Neglect or Abuse.

**YTD the Division is -11%  
(290 to 257)**





## Assaults includes:

- Assaults Causing Harm
  - Minor Assaults

**YTD the Division is -6%  
(210 to 197)**

**Assaults Causing Harm: -22% YTD (83 to 65)  
Minor Assaults : +4% YTD (127 to 132)**

**-17%  
(47 to 39)**

**+22%  
(45 to 55)**

**+0%  
(19 to 19)**

**-17%  
(36 to 30)**

**-14%  
(63 to 54)**

**Detections are +72% YTD (86 to 148)**



# Proactive Policing Measures

Overall Searches within the Division are down 3%

# Possession of Firearms/Offensive Weapons

**+86%**  
(22 to 41)

*\*Crime Counting Rules not applied*

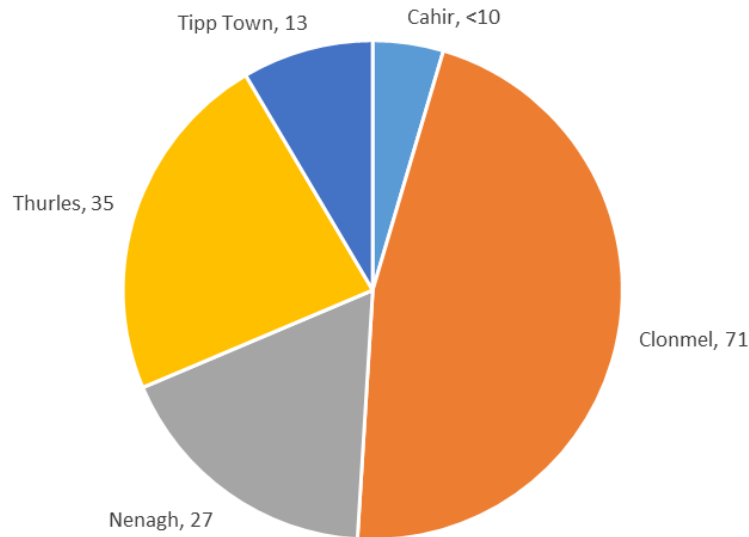
# Possession of Drugs for Personal Use

**Up 10% YTD**  
(139 to 153)

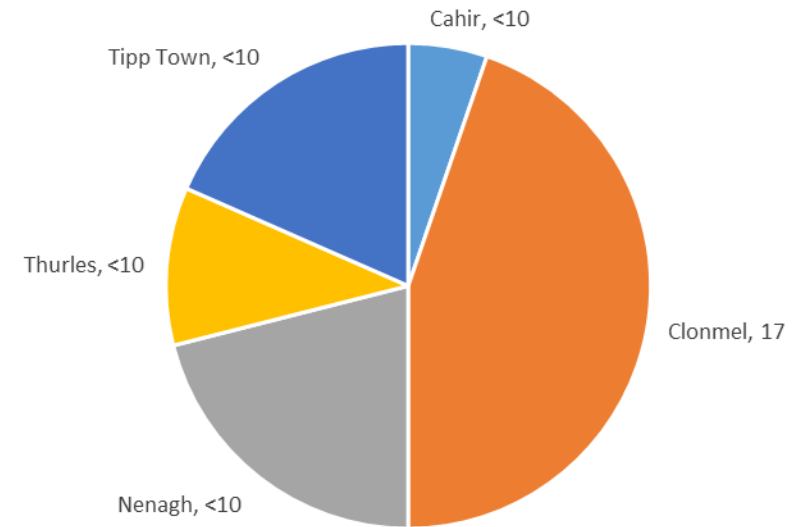
# Possession of Drugs for Sale/Supply

**Down 30% YTD**  
(54 to 38)

Poss of Drugs for Personal Use Incidents  
Jan - May (incl) 2023  
District Breakdown



Poss of Drugs for Sale or Supply Incidents  
Jan - May (incl) 2023  
District Breakdown



## Traffic (YTD 2022 vs. 2023)

**Fatal Collisions** are down 33%

**Serious Injury Collisions** are down 13% (23 to 20)

There have been **1,326 MIT** Checkpoints conducted in the Division – (down 14% from 1,542 YTD last year)


This has resulted in **119 Driving While Intoxicated Offences** (up 14% from 104 YTD last year)

This figure includes **33 Drug Driving Offences**

Our most recent data regarding **LifeSaver Offences** shows the following **Jan to April Trends (2022 vs. 2023)**



**-6%**  
(210 to 198)



**+147%**  
(55 to 136)



**-6%**  
(1,307 to 1,224)

*Based upon operational data from the PULSE System as was available on the 06/06/2023 and is liable to change. Incident counts are based on date reported.*



## Domestic Abuse Incidents

includes

- Domestic Violence
- Breach of Barring Order
- Breach of Protection Order
- Breach of Safety Order
  - Domestic Dispute
- Domestic Dispute – No Offence Identified
  - Any incident with Domestic M.O.

**YTD (1<sup>st</sup> Jan – 11<sup>th</sup> June 2023)**

**the Division is**

**+14.6%**

*Based upon operational data from the PULSE System as was available on the 12/06/2023 and is liable to change. Incident counts are based on date reported.*