



































RPS REF	TOWNLAND	STRUCTURE NAME	DESCRIPTION	
S1	Abbeyville	Somerset	Three bay, two over basement rendered, T-shaped house. Natural slate hipped valley roof. Single storey, flat roof, extension to front and bay window extension to side. Crest over front 2nd storey, middle bay. Timber sash windows. Stone outbuildings with brick quoins and arches.	
S2	Abbeyville	Abbeyville House	Three storey, three bay with double round-headed windows over porch which is of glass and of perpendicular shape. Wide eaves. Stone gothic walls flanking house. Straight pond or canal in front.	
S3	Abbeyville	Lackeen House	Five bay, two storey derelict house. Natural slate roof with barges and rendered chimneys on either end. Timber sash windows in bad repair	
S4	Abbeyville	Pub	Three bay, two storey pub on R438. Stone faced with natural slate hipped roof with two chimneys	
S5	Aghnameadle	Aghnameadle House	Three bay two storey house. Hipped natural slate roof with two chimneys. Single storey bay to front centre with hipped slate roof. Rendered outhouse with pitched natural slate roof.	
S6	Aghsmear		Two storey, four bay farmhouse. Dashed. Natural slate pitched roof	

S7	Aghsmear	Aghsmear House	Three bay, two over basement, two bay deep. Four bay, two storey return to rear. Single storey porch to front. Timber sash windows with cut stone sills. Hipped, natural slate roof with valley. Decorative railing at entrance.	
S8	AGLISH	AGLISH Farmhouse	Three bay, two storey farmhouse. Wet dashed. Hipped roof with two brick chimneys and red ridge tiles. Glass porch to front	
S9	AGLISH	AGLISH Church	Typical 'First Fruits' church with cut stone diagonal, stepped buttress and tower also with diagonal, stepped buttress.	
S10	Annabeg	Annabeg House	Three bay, two over basement plus attic with dormer. Three bay deep. Rendered. Timber sash windows. Single storey pitched roof bay to front centre. Hipped natural slate roof. Two storey stone faced extension to rear with hipped roof. Stone outhouses (some white washed) with redbrick surrounded arches. Single storey three bay lodge opposite entrance. Hipped roof (derelict/ruinous state)	
S11	Annagh	Annagh Farm	Dormer style cottage. Wet/Nap dash. Three bay, three chimneys. uPVC windows and conservatory to front. Wet dashed outhouses to the road.	
S12	Annagh		Three bay, one and a half storey cottage. Wet dash, natural slate pitched roof with parapit eaves.	







S13	Arbourhill	Arbour Hill	Derelict, three bay two storey with natural slate roof and two chimneys. Arched timber sash windows. Single storey extension to side.	
S14	Ashleypark	Ashleypark House	Six bay, two storey over basement. Two, two storey bays to front with one two storey bay to side and single storey bay. Three storey return to rear. Deck at ground floor to front. Timber sash windows with cut stone sills. Cut stone steps to doorway. Cut stone arch to rear courtyard. Triple arch, dressed stone entrance gate with two storey dressed stone lodge.	
S15	Ballinakill		Very important 17th century H Plan strong house inside a large bawn, an addition to a remodeled Tower House	
S17	Ballincor	Lorrha Post Box	Old post box at junction of Lorrha and R489	
S18	Ballinderry	Gurtnalougha	House. Additions to form courtyard	
S20	Ballindigny	Killeen R.C. Chapel	Church. Rendered with quoins. Pitched slate roof. Single storey flat roof bay to front with parapet sides.	







S21	Ballingarry	Ballingarry House	Three bay, two storey, rendered with quoins house with hipped, tiled roof and pediment. Single storey bay at either gable end with pitched natural slate roof and parapet eaves. Each side bay holds a single chimney and main house holds two chimneys, each with three pots. Timber sash windows with quoins.. Flat roofed front porch/ sunroom. Arched window on first floor above door.	
S22	Ballingarry		Four bay single storey cottage with natural slate. One chimney. Timber sash windows.	
S23	Ballingarry	The Pike Post Box	Post box	
S24	Ballinlough		Lodge-type house in ruins/derelict. Single storey, three bay. Rubble stone. Hipped slate roof collapsing	
S25	Ballinree	Ballinree Church	T-plan church with gable to road. Wet dash. Pitched natural slate roof. Arched windows and doors.	
S26	Ballinree	Ballinree School	Three bay, single storey dashed school house. Pitched natural slate roof.	







S27	Ballinwear	Ballinwear House	Two storey, five bay house. Dashed. Two storey return to rear. Pitched natural slate roof with chimney on opposite gables. Single storey pitched roof outhouses to rear.	
S28	Ballyanny Lower		Five bay, two storey house. Dashed. Natural slate pitched roof. Red brick chimneys. Single storey extension to gable end. (formerly a constabulary barracks)	
S29	Ballyanny Upper	Ballyanny Mill	Mill in ruin. Three storey cut stone. Remains of wheel and sluice still intact. .	
S30	Ballyanny Upper		Derelict. Five bay two storey house. Cut stone. Pitched natural slate roof. Red brick surrounding windows. Timber sash windows (without glass)	
S31	Ballyanrahan	Kilmore Church	Ruined stone church and graveyard	
S32	Ballyanrahan	Kilmore House	Three bay, two storey. Arched doorway with fanlight and sidelights. Two storey return top rear. Stone out buildings	







S33	Ballyartella	Ballyartella Bridge	Five arch stone bridge	
S34	Ballyartella	Ballyartella Mill	National Monument	
S35	Ballyartella		Five bay, two storey house. Pitched natural slate roof with chimney on gable ends. Wet dash. Stone outbuildings to rear. Fine example of late 18th century small farm house	
S36	Ballycapplewood	Ballycapple House	Three bay, two storey house. Rendered. Hipped natural slate roof. Flat roof single storey columned porch to front centre bay. Flat roof single storey extension to gable end.	
S39	Ballycraggan	Ballycraggan	Three bay, one and a half storey house. Three bay deep with rear two bays stepped back. Rendered with architrave surrounding windows and doors. Timber sash windows. Fanlight over door. Pitched natural slate roof with valley between each bay. Two chimneys each containing three diamond shaped pots. Stone walled entrance with tree lined avenue.	
S40	Ballycrenode	Ballinaclogh Glebe	Two storey Glebe house with pitched slate roof. Dashed. Single storey protruding bay on ground floor gable end. Single storey flat roof protrusion to side. Two storey and single storey bow/bay on rear/side. Timber sash windows. Single and two storey outhouses to rear.	








S41	Ballycrinode	Ballycrinode House	Three bay, two storey house. Wet dash. Arched doorway with fanlight. Hipped natural slate roof. Cut stone sills. Two storey and single storey flat roof extensions to rear. Two storey stone outbuildings to rear.	
S42	Ballygasheen		Three bay, two storey house. Dashed. Hipped natural slate roof. Single storey hipped roof extension to gable end. Single storey hipped roof protrusion to front centre bay.	
S43	Ballyhasty		Three bay, two storey house. Hipped natural slate roof. Arched doorway with fanlight and sidelights. Timber windows. Hipped natural slate roof. Wet dash	
S44	Ballyhimikin	Millview	Three bay, two over basement. Plaster removed and stone faced. Red brick surrounding windows. Hipped natural slate roof. Timber sash windows. Fanlight over door and sidelights.	
S45	Ballyhimikin	Rockford House	Three bay, two storey over basement. Return to rear. Recessed doorway. Hipped natural slate roof. Timber sash windows. Rendered with quoins. Two three storey bows to side elevation.	
S46	Ballyhimikin	Rockford	L-shaped, two storey stone house attached to stone outbuildings. Red brick surrounding windows, doors and arches. Hipped natural slate roof with red brick chimneys. Two storey bow/half tower to rear. Extensive courtyard of stone Outbuildings and stables. two cut stone pillars and stone wall with cast iron gate on entrance.	






S47	Ballyhogan	Ballyhogan House	Two storey house with unusual lean-to to rear. Hipped natural slate roof. Currently derelict and used for farm storage.	
S48	Ballyina	Ballyina Lodge	Three bay, two storey lodge with wet dash render. Pitched roof with natural slate and parapet eaves. Two cut stone chimneys. Timber sash windows on upper floor with stone sills. Two ground floor bay windows - new addition* but with old windows and concrete sills. Two lean two extensions to rear with very recent single story extension to rear and conservatory to side. Three cut stone outhouses (limestone) with arches and wall ties. Quarter mile avenue entrance with post and rail fencing and new tree planting. Stone walled entrance to house.	
S49	Ballykelly	Ballykelly House	Seven bay, two storey house. Pitched, natural slate roof. Wet dash. Two storey, two bay addition to rear. Lean-to to gable end and at back entrance	
S50	Ballykelly	Spafield House	Three bay, two storey house in ruins. Recessed two storey to gable end.	
S52	Ballyknockane	MillGrove	Three bay, two storey over basement. Rendered. uPVC windows. Pitched natural slate roof. Rubble stone pillars at entrance. Stone wall in curtilage in ruins	
S53	Ballyloughane	Castle View	Three bay, two over basement rendered house. Natural slate hipped roof. Original timber sash windows on all but basement floor. Arched doorway with fanlight and sidelights/windows*, slight reveal around doorway with stone steps to door.	





S54	Ballymacegan	Farmhouse	Five bay, two storey farmhouse. Wet dash. Parapet eaves, natural slate roof with red ridge tiles. Two chimneys. Timber sash windows	
S55	Ballymacegan	Castle View / Whitehall	Three bay two storey to front with pitched natural slate roof and roof light. Wet dash render with quoins and cut stone sills. Cut stone arch on door. Single storey lean to extension to side. Winds and door of uPVC.	
S56	Ballymacegan		Three bay, two storey cottage with lean-to extension to rear. Parapet eaves with two chimneys and natural slate roof. Single storey pitched porch to front. Timber sash windows	
S58	Ballymagree		Republican Monument. Stone	
S60	Ballynacloagh	Ballynacloagh Post Office	Five bay, dormer cottage. Pitched natural slate roof with roof light. Red brick chimneys. Stone outbuildings	
S61	Ballynacloagh	Bayly Farm	Three bay two storey house. Four bay deep. Single storey flat roof protrusion to front centre bay containing doorway. Hipped natural slate roof. Some timber sash windows remain. Dormer extension to rear.	






S62	Ballynahinch	Church (The Pike)	T-Plan type church with porch to front and glass porch to either side. Wet dashed with quoins.	
S63	Ballynahinch	The Pike School		
S64	Ballynalick	Norwood House	Three bay, two storey house. Two bay deep. Wet dash. Hipped natural slate roof. Return to rear. Some timber sash windows. Two windows on front elevation plastered up. Castellated type addition to rear. Stone outbuilding in ruinous state.	
S65	Ballynavin	Ballynavin Castle	Five bay, two storey over basement (and attic). Pitched natural slate roof. Wet dash. Timber sash windows. Dormer windows to rear. Simple cut stone arch surrounding front door. Fanlight over door. Cut stone steps to door. Stone wall leading to house. Outhouse to rear of house. Arches surrounded with cut stone. Three storey centre bay with bell	
S66	Ballynavin	Riversdale	Three bay, single storey over basement. Two bay deep. Fanlight and narrow sidelights on doorway. Timber sash windows. Cast iron railing on cut stone steps to doorway. Hipped natural slate roof. Single storey lean-to extension to gable. Stone outbuilding to rear with pitched natural slate roof.	
S67	Ballyquinlevan Upper	Kilbarron Church	T-plan type church with single storey porch to front. Pitched, slate roof with parapet eaves.	







S68	Ballyquinlevan Upper	Kilbarron National School	Single storey school house. Pitched slate roof with red brick chimney	
S69	Ballyquirk	Ballyquirk Castle	Three bay, single storey over basement. Natural slate roof with valley. Cut stone sills and quoins. Timber sash windows. Tower to rear of house. Stone steps to front. Decorative fascia. Original house revised in 1870's - reduced by one storey and three towers removed. Extensive stone outhouses and workman's dwelling. Ruins of old castle on roadside.	
S70	Firmount	Waterfall Pub	Three bay, two storey, hipped roof pub. Natural slate. Three chimneys, - one of brick. Wet dash render with quoins. Old shop front on building.	
S71	Ballyquiveen	Ballynaclogh School	Pitched roof. Wet dash school house with single storey, flat roofed, l-shaped extension to front gable end	
S72	Ballyquiveen		Stone wall remains of Ballyquiveen House.	
S73	Ballyquiveen		Three bay, two storey house. One bay deep. Rendered with quoins. Hipped, natural slate roof with red ridge tiles	






S74	Ballyrickard North	Ballyrickard House	Five bay, two storey over basement. Stone faced with red brick surrounding windows. Cut stone sills. Pitched, natural slate roof. Single storey, flat roof, extension to side. Timber sash windows.	
S76	Ballythomas	Ballythomas Cottage	Three bay, two storey cottage. Three bay single storey extension to gable end with protruding gable to front. Pitched natural slate roof. Timber sash windows including one dormer. Wet dash. Two storey suspended return to rear	
S77	Ballyvanran	The Chalet	Three bay, single storey house. Hipped natural slate roof. Wet dash with quoins. Protruding gable to front centre. Crest over doorway with date - 1870. Bay window to side elevation. Timber sash windows.	
S78	Bantis	Bantis House	Three bay, two storey house. Wet dash. Hipped slate roof. Five bay dormer to side rear. Outbuildings to rear.	
S79	Barnane	Lodge (Barnane House)	Dormer-style cut stone house with cut stone chimneys. Protruding bay with parapet eaves and cross cut into/ carved into stone.	
S80	Barnane	Barnane House	Ruin of extensive house and outbuildings. Stone walls with castellation and cut stone arches remain. Stone tower with castellation.	 







S81	Barnane	Barnane Stud	Three bay, two story house with dormer style, natural slate roof. Parapet eaves. Protruding single storey centre bay at front. Cut stone arch containing doorway and holding crest plate??. Cross cut into/ carved into stone. Remains of walled garden	
S82	Barnane		Dormer style, cut stone lodge house. L-shaped. Cut stone architrave over windows. Pitched slate roof with parapet eaves. Crest plate/date stone without inscription	
S83	Barnane		Cut stone cottages with cut stone chimneys. One refurbished.	
S84	Barnane	Barnane School		
S85	Barnane	Fairy Hill	Two storey house. Extensive stone outbuildings.	
S86	Behamore (Hawkshaw)	Behamore House	Three bay two storey house. Wet dash. Hipped natural slate roof. Timber sash windows. Arched doorway with fanlight. Lean-to to rear	






S88	Behamore (Smith)		Five bay, two storey farmhouse. Wet dash. Pitched natural slate roof. Timber sash windows. Two storey wet dashed outbuilding. Timber sash windows. Pitched natural slate roof.	
S89	Bellevue	Bellevue House	Seven bay, two over basement, three bay deep. Two storey return, three bay deep. Stone faced to front, wet dash to sides and rear. Hipped natural slate roof with two chimneys. Stone steps to doorway with cut stone surround on door. Timber sash windows. Extensive stone outbuildings. Single storey, three bay lodge at entrance. Natural slate roof with parapit eaves.	
S90	Bellgrove	Bellgrove House??	Three bay, storey and a half. Wet dashed. Three dormers to front elevation. Pitched natural slate roof.	
S91	Bellpark	Bellpark House	Three bay, two storey with large glass porch to front. Two single storey stone outhouses to rear	
S92	Benamore	Benamore House	Three bay, two over basement, return to rear. Hipped natural slate roof. Some timber sash windows	
S93	Bessborough	Bessborough	Two storey, house. Dashed. Three storey return to rear. Pitched natural slate roof. Two storey bow/bay window to front elevation. Archway to courtyard to hold bell. Single and two storey outbuildings to form courtyard with stables. Considerable use of red brick. Two storey three bay lodge type house in red Brick and hipped natural slate roof.	






S94	Birchgrove	Birchgrove	Stone building. Four storey. Bows and tower. Very unusual. Considerable stone outbuilding.	
S95	Blackfort	Lisduff	Five bay, two over basement. Centre three bays slightly protruding. Pitched natural slate roof. Chimney on opposite gables. Protruding bay window on first floor on gable. Cut stone door surround.	
S96	Blean	Blean House	Five bay, two storey house. Pitched natural slate roof. Single storey pitched roof glass extension to front centre bay. Pebble dashed.	
S97	Borrisbeg		Three bay, two storey house. Similar to Butlers Lodge	
S99	Brittas		Large unfurnished early 19th century castle (copy of Ballintober Castle, Co. Roscommon). Finished entrance of 2 no. polygon towers flanking on arch, moat.	






S100	Brookfield	Brookfield	Three bay, two storey with return. Hipped natural slate roof. Single storey bow/bay to side. Timber sash windows. Arched doorway with fanlight. Rendered with quoins. Conservatory to side rear.	
S101	Brookley	Brookley House	In ruins. Five bay, two storey over basement. Recessed one bay, two storey on both gable ends. Cut stone sill and door arch. Roof collapsing. Important 18th century house dated to 1720/1730. Early l-shaped house with fine gibbsian doorcase	
S102	Butlers Lodge	Butlers Lodge	Three bay two storey house. Two storey deep. Hipped natural slate roof with valley. Rendered with quoins. Single storey pitched roof return/extension to rear	
S103	Camlin	Camlin Church	T-shaped church. Wet dash with quoins. Pitched, natural slate roof. Date stone 1830.	
S105	Cappalahan	Constab. / Rectory	One and a half storey house. Natural slate roof and parapet eaves. Two chimneys on opposite gable ends.	
S106	Cappalahan	Cappalahan Church of Ireland	T-shaped church. Two Storey. Three storey tower to gable end. Bowed gable at opposite end. Parapet eaves on all gables. Symmetrical windows on Ground Floor. Arched windows on upper floor	







S107	Carneybeg		Three bay dormer. Single storey protrusion to front with flat roof. Wet dash, parapet eaves. Natural slate roof. Derelict	
S108	Carrick	Luska	Single-storey dormer dwelling with twin-projecting-gables to front, with bay-windows on gables at ground-floor and first-floor sash window over left bay-window, recessed porch entrance to front, and bay windows at ground floor on side elevations.	
S109	Carrick		Three bay, two storey farmhouse. Wet dash. Hipped natural slate roof. Dashed outbuilding. Pitched slate roof	
S110	Castlequarter		Three bay, two storey house. Single storey flat roof extension to front centre. Lean-to extension to side and rear. Hipped natural slate roof.	
S111	Castlequarter		Three bay, two storey house. Single storey protrusion to front centre. Pitched natural slate roof. Timber sash windows	
S112	Castletown	Castletown	Four storey castle -type house with castellation.	







S113	Clash	Clash Old School	Single storey, wet dashed former school house. Now residential property. Pitched natural slate roof.	
S115	Clermont	Clermont	Five bay, two storey over basement. Pebble dashed. Pitched natural slate roof. Cut stone arched door case. Cut stone sills and cut stone steps to doorway.	
S117	CloghJordanpark	Deerpark House	Hipped roof. Dashed. Architrave surrounding windows. Arches set back in wall. Timber sash windows. In bad repair.	
S118	Cloghkeating	Cloghkeating Castle	Three bay, two over basement. Stone faced with brick surrounding windows. Dashed to side and rear. Two storey flat roof extension to rear. Single storey lean to extension to rear. Two storey stone outbuildings to rear to form courtyard.	
S119	Cloghonon	Lodge (Castle Otway)	Two storey lodge to Castle Otway. Rendered. Cut stone hexagon/octagon tower. Architrave over windows. Pitched slate roof. Single storey lean-to to side.	
S120	Cloghprior	Cloghprior House	Three bay, two storey stone faced house. Cut stone quoins and red brick surrounding windows and doors. Two bay deep with two storey return. Gable windows on return are blocked up.	






S121	Clohaskin	Oak Park	Four bay, two storey House. Hipped roof. Wet dash	
S122	Cloonanagh		Single storey cottage on crossroads. Wet dash. Pitched slate roof with parapet eaves.	
S123	Cloonanagh	Kilmore Glebe House	Old Glebe House	
S124	Cloone	Cloone House	Three bay two storey house. Hipped natural slate roof. Dashed. Timber sash windows and timber external shutters. Single storey flat roofed canopy supported by two columns to front centre bay.	
S125	Cloone	Cloone Lodge	Three bay, single storey over basement. Wet dash. Tiled roof. Timber sash windows, cut stone sills. Cut stone steps to front access.	
S126	Clooninihy	Smithy	Three bay, two storey house with natural slate pitched roof.	







S127	Clybanane	Bridge	Cut stone railway bridge	
S128	Clybanane	House	three bay, two storey stone house. Hipped slate roof. Arched doorway. House in derelict state with windows and door missing	
S129	Commons of Carney		Three bay, two storey house. Dashed. Arched doorway with fanlight and sidelights. Timber sash windows. Hipped natural slate roof.	
S130	Coolagh	Coolagh House	Three bay, two storey house. Rendered with decorative architrave surrounding doors, windows and soffitt. Single storey, flat roof glass porch extended to front elevation. Bowed bay window protruding on side elevation. Single storey extension to rear. Hipped natural slate roof.	
S131	Coolataggle		Three bay, two storey house. Timber sash windows. Rendered with quoined arching doorway. Pitched natural slate roof.	
S132	Coolataggle	Coolataggle House	Three bay, two storey house. Suspended slate, pitched roof porch over centre ground bay. Timber sash windows. Natural slate roof	







S133	Coolnagrower	Tennessee House	Three bay, two over basement. Wet dash. Hipped natural slate roof. Stone sills. Fanlight over door. Cut stone steps to door. Timber sash windows.	
S134	Coolnamunna	Coolnamunna House	Five bay, two storey over basement. Rendered to front and sides, with protruding cut stone quoins. Hipped natural slate roof. Single storey flat roof extension to side. Faced stone at rear with brick surrounding windows. Three storey lean-to protrusion to rear with suspended addition to side. Outhouses. Ruins of house in land holding. ruined three bay lodge on entrance. Cast iron railing entrance.	
S135	Corrowle	Fort William	Three bay, two over basement. Dashed. Hipped natural slate roof. Cut stone pediment arch doorcase with fanlight. Extensive stone outhouses (two storey dormer) to form courtyard to side and rear of house. Cut stone and brick over door, windows and arches. Three bay, single storey lodge on entrance. Wet dash wall entrance.	
S136	Corville	Sean Ross Abbey	Complex of ruined, renovated and new buildings. Convent, walled garden, stables etc.	
S137	Crannagh	Crannagh House	Two storey house with two storey return to rear. Wet dash with quoins. Timber sash windows. Hipped natural slate roof. Additions to house to rear and side. Stone buildings to rear and side of house to form courtyard (sandstone and brick).	
S138	Crannagh		Dormer style cottage. Stone faced with red brick surrounding windows. Two protruding gables to front with protruding bay window to one side. Pitched slate roof with ornate fascia.	






S139	Croghan	Croghan House	Five Bay, two storey over basement wet/nap dashed house. Hipped, natural slate roof with red ridge tiles and three chimneys. Extension to rear to form a T. Timber sash windows with granite sills. Doorway arched in granite and fan light. Granite steps. Stone outbuildings	
S140	Curraduff		Disused Creamery.	
S141	Curraduff		Three bay, two story house. Architrave on windows and doors	
142	Curraduff		Two storey house. Hipped roof to front elevation. Single storey pitched roof protruding on front elevation	
S145	Curragharneen	Kilboy Constabulary Barracks	Single storey barracks with twin projecting gables to front. Wet dash. Timber sash windows. Cut stone sills. Natural slate roof.	
S146	Curraghmore	Finnoe House	Three bay, two storey house with two storey return. Pebble dash with quoins.	






S147	Curraghmore	Ormond Cottage	Three bay, two storey house. Wet dash. Pitched roof with parapet eaves. Return to rear	
S148	Curraghmore	St. Ruadans Church	Stone church with bell tower. In derelict state. Slates removed.	
S149	Derrinsallow	Derrinsallow Corn Mill	Ruins of old stone mill house with brick quoins on windows. Hipped natural slate roof in bad repair. Approx 5-6 stories.	
S150	Derrinvohil	Derrinvohil House	Four bay, two storey farmhouse. Natural slate roof with parapet eaves and three brick chimneys. West dashed with granite sills on uPVC windows. Protruding single bay at front with cut stone and brick quoins to windows. Stone outhouses.	
S152	Derryvale	Derryvale House	Three bay, two over basement. Hipped natural slate roof. Timber sash windows, cut stone sills. Wet dashed. Arched door with fan light and sidelights. Cut stone steps to door case. Mature trees on property	
S153	Donnybrook	Donnybrook House	Early 18th century. Six bay, two storey over basement plus attic. Hipped natural slate roof. Rendered. Protruding centre bay to form pediment at roof. Cut stone door case forming pediment of fanlight. Cut stone steps to door. Three bay, single storey lodge opposite entrance to house	






S154	Doughkill	Ivy Cottage	Six bay, two storey house. Tiled roof with two renewed chimneys each with two pots. Windows replaced with uPVC and surrounded by brick. Arched doorway with fanlight and sidelights/windows. Post and rail fencing leading to house.	
S155	Dovea Lower	Dovea	A.I. Station	
S156	Drominagh Demesne	Drominagh House	Five bay, three storey over basement rendered house. Five bay deep. Hipped natural slate roof with two chimneys. Timber sash windows. Stone pediment and columns surrounding door. Stone steps. Cut stone quoins. Single storey lean-to extension to rear. Dormer style lodge on entrance. hipped roof. timber sash windows. Stone wall entrance with cut stone pillars.	
S157	Dromineer		Single storey L-shaped cottage with thatch roof to one side with red brick chimney.	
S158	Drumtarsna		Two storey house. Natural slate roof. Arched windows. Rendered with quoins	







S159	Eminiska	Eminiska House	Georgian three bay, two storey, limestone stone faced structure. Hipped natural slate roof. Two brick chimneys each containing five chimney pots. Timber sash windows surrounded by brick with granite sills. Arched doorway surrounded by brick with two granite steps.	
S161	Falleen	Falleen House	House in ruins. No roof. Some timber sash windows remain.	
S162	Firmount	Firmount House	Dormer style house with single storey gables. Parapet eaves. Rendered with pitched roof and brick chimney	
S164	Fishmoyne Demesne	Fishmoyne House	Four bay? two storey dashed house. Two storey return to rear. Arched windows. Hipped natural slate roof with two chimneys. Dashed, two storey outbuilding with natural slate hipped roof.	
S165	Garrane (Kilbarron)	Garrane House	Four bay, two storey cottage. Pitched natural slate roof with three chimneys and parapet eaves. Single storey porch extension to front.	
S166	Garrane		Three bay, two storey house. Rendered. Hipped natural slate roof. Arched doorway. Courtyard to rear with red brick mounted arches. Three bay, single storey hipped roof lodge at entrance in ruin	







S167	Garrane	Garrane Mill	Old Mill in ruin and over grown	
S168	Garrane	Fort William	Three bay, two over basement, l-shaped house. Timber sash windows, cut stone sills. Rendered with quoins. Single storey, flat roof protruding to front centre bay. Protruding two storey bay to gable end. Two storey, l-shaped stone building attached to rear of house. Remains of walled garden. Mature trees on property	
S170	Garraunorish	Elysium House	Three bay, two storey house. Hipped natural slate roof. Arched doorway. Timber windows.	
S171	Garryard West	Garryard House	Five bay, two storey with attic. In derelict state. Timber widows in disrepair. Cut stone sills. Pitched roof	
S172	Garryncurry	Garryncurry House	Five bay, two storey house with return to rear one bay deep. Wet dash. Pitched slate roof with a chimney on either gable.	
S173	Glebe	Killodiernan	Three bay, two over basement. Plaster removed and stone faced. Red brick surrounding windows. Red brick chimney. Hipped natural slate roof. Timber sash windows. Stone wall on entrance	







S174	Glenaguile	Glenaguile House Gate	Cut stone arch. Original to house which is now demolished. Date stone-1875	
S175	Glenaguile		Single storey three bay lodge. Hipped slate roof with red brick chimney. Flat roof, single storey protrusion to centre front bay.	
S176	Glenaguile		Single storey three bay lodge. Hipped slate roof (round ended slates) with centre chimney. Pitched roof, single storey, stone protrusion to centre front bay (to form doorway).	
S177	Glenahilty	Glenahilty	Additions to castle to form house. Derelict	
S178	Glenkeen	Glebe House	Five bay, two storey house. Pitched, natural slate roof. Cut stone pediment style arch over doorway.	







S179	Glenmore Lower	Glenmore Cottage/ Orkney Lodge	Mid 19th Century hunting lodge. Combined Tudor revival and classical style. Three bay, two storey with dormer upper floor. Gabled entrance projection has carved coat of arms dated 1844. Walls are finely finished in coursed squared rubble stone with cut and dressed quoins. doorway is surmounted by a bracketed pediment. Eaves have moulded modillions which shape is worked into the stops of the gable copings. the windows have exaggerated hood mouldings superimposed on cut dressings	
S181	Gortinangle	Fairyhill House	Fairy Hill House, small “doll’s house” of Ashlars limestone, dated 1784. Granite quoins & window surrounds, Windows uPVC. New planting on drive.	
S182	Gortmore	Gortmore House	Five bay, single storey house. Pebble dash render	
S183	Graigue Upper	Beechwood Park	Seven bay, three storey over basement. Three/four storey return to rear. Hipped natural slate roof. Rendered with cut stone quoins. Two bay, single storey with pitched roof and parapet wall to either gable. Architrave on windows. Cut stone pediment style doorcase. Late medieval tower house attached.	
S184	Greenlane	Finnoe Cottage	two storey, wet dash cottage. Lean-to extension to rear	







S185	Greenwood	Bellwood House	Two storey house. Natural slate roof. Arched. Rendered. Timber windows.	
S186	Gurteen	Gurteen House	Three bay, two storey house. Natural slate, hipped roof with two chimneys. Wet dash. Granite sills, original windows recently replaced with timber sash windows. Single storey flat roofed dashed porch to front. Two storey flat roofed extension to rear	
S187	Hilton	Hilton House	Three bay, two over basement. Wet dash. Hipped natural slate roof. Stone sills. Cut stone pediment door case. Cut stone steps to door. uPVC windows to front elevation. Some timber sash windows.	
S188	Inane	Inane House	Low u-plan early 18th century house built of rough cut limestone with a sandstone doorcase.	
S189	Inch	Inch House	Good mid 18th century house built of rough cut limestone with sandstone doorcase	







S190	Islandbawn	Islandbawn House	Two storey cut stone house with red brick surrounding windows. Considerably renovated and modernised. Curved wall on entrance with pillars.	
S191	Johnstown	Johnstown Gate	Fine neo Classical gateway of three arches. Former entrance to Johnstown House.	
S192	Johnstown	Killodiernan Church of Ireland	Dated 1811. Rubble stone with white brick dressing to windows, short added chancel. Tower with four pinnacles. Good glazing.	
S193	Kilbarron	Glebe House	Three bay, two storey Glebe house. Pitched, natural slate roof with parapet eaves. Wet dash. Cut stone sills with architrave over windows. Timber sash windows.	
S194	Kilbillier	Annagh House	Three bay, two storey house with protruding centre bay. Timber sash windows with cut stone sills. Hipped natural slate roof.	
S195	Kilbillier	Lodge (Annagh)	Single storey lodge. Dashed with cut stone. Hipped slate roof. Red brick chimney.	







S196	Kilbillier	Church	Former Church of Ireland Church. Owned by Patrick Bergin	
S197	Kilboy	Dolla Church	Ruined stone church and graveyard	
S198	Kilboy	Kilboy House	House, lodges, Gate and Outbuildings	
S199	Kilcarren	Kilcarren House & Lodge	Single Storey, six bay house with natural slate roof. Stone sills with replaced uPVC windows. Short avenue with a little new planting on it. Iron fencing around house. Dormer style lodge on entrance. Three bay with single storey single bay extension on gable end. Natural slate roof and brick chimney.	
S200	Kilconane		Three bay, two storey house, Two red brick chimneys. Hipped slate roof with red ridge tiles. Rendered with quoins. Single storey flat roof protrusion to form centre bay	
S201	Kilgask	Firville	Three bay, single storey over basement to front. Three stories to rear. Hipped natural slate roof with red ridge tiles and two chimneys. Short avenue entrance. Considerably altered.	






S202	Killanafinch	Killanafinch	Two storey split level house. Centre bay in exposed rubble stone. Pitched slate roof. Timber sash windows.	
S203	Killanafinch		Three bay, two storey cottage with small windows. Pitched slate roof. Derelict.	
S204	Killawardy		Five bay, two storey farmhouse. Wet dash. Natural slate pitched roof. Single storey, flat roof extension to front. Single storey flat roof extension to gable end. Michael Duff	
S205	Killea	Killea House	Three bay, two storey house with two storey return. Wet dash render. Hipped natural slate roof with two chimneys. uPVC windows. Wet dashed outbuildings with natural slate pitched roof.	
S206	Killea	St. James R.C. Church	Early barn style church - 1782 - 1832. Wet dashed with buttressed walls. Arched windows	
S207	Killeen	Killeen House	Three bay, two over basement. Wet dash render with quoins. Timber sash windows. Cut stone sills. Hipped natural slate roof. Wet dash outbuildings. L-shaped 'lodge' opposite entrance. Hipped roof, single storey. (Formally old Glebe House)	






S208	Killeisk	Glebe House	Late 18th/early 19th century two over basement Glebe house. Hipped natural slate roof. Timber sash windows. Cut stone steps to door. Cut stone sills. Cut stone door case original to Grennastown House.	
S209	Killeisk	Killeisk House	Three bay two storey house. Pitched slate roof. Rendered with quoins. Outbuilding attached to gable. Glass porch on Front door.	
S210	Killenaule	Killenaule House	Three bay, two storey, hipped natural slate roof farmhouse. Aluminium windows.	
S211	Killoskehan	Killoskehan Castle	Cut stone, three storey castle with pitched roof and parapet eaves and walls. Cut stone window sill and frames. Cut stone balconies. Tower house built early 18th century, dated '1600, rebuilt 1865'. Finely preserved 1865 interior. Considerable remains of stone out buildings and walled garden. cut stone lodge house at entrance. Entrance consists of two cut stone pillars and cut stone wall	
S212	Killoskehan		Three bay, two storey house. Wet dash with quoins. Architrave over windows and surrounding door. Cut stone sills. Hipped roof with two chimneys.	
S213	Killowney Big	Castle Willington	Three bay, three storey house attached to stone tower house with castellation. Pitched slate roof. Dashed. Timber sash window. Ruins of old castle/tower house within curtilage.	







S214	Killowney Little	Mount Pleasant	Three bay, two storey house. Hipped natural slate roof with roof light. Single storey protrusion with pitched roof to front centre bay. Stone outhouses to rear	
S219	Kiloskehan	Lodge	Dormer style, cut stone lodge house. L-shaped. Natural slate roof with cut stone chimney.	
S220	Kiltillane	Templemore train station	Cut stone dormer style train station. Arched windows and doors. Redbrick chimney.	
S221	Knigh	Castleview House	Three bay, two storey house. Stone faced. Single storey extension to gable end.	
S222	Knigh	Knigh Cottage	Three bay, two storey house. Two bay deep. Two protruding bay windows on ground floor. Single storey flat roof protrusion to front centre bay to hold door. Hipped slate roof.	
S223	Knigh		Republican Monument. Stone	







S224	Knigh	Knigh Dispensary	Four bay, single storey stone faced cottage. Red brick surrounding windows. Pitched roof	
S225	Knigh		Three bay two storey house. Architrave on arched door. Rendered with quoins. Hipped natural slate roof. Stone out buildings to rear of house.	
S226	Knigh	Woodview Cottage	Three bay, two storey house. Architrave surrounding windows and door. Rendered with quoins. Pitched slate roof with dormer peak to centre front bay.	
S228	Knockalton Lower	Knockalton House	Three bay, two storey house. Stone faced with red brick surrounding windows and doors. Hipped natural slate roof. Timber sash window. Arched doorway with fanlight. Single storey flat roof extension to gable end.	
S229	Knockane	Knockane House	Three bay, two storey house. Pitched natural slate roof. Dashed. Arched doorway with fanlight and sidelights.	
S230	Knockshigowna	Knockshigowna House	Big house with good plasterwork	






S231	Kylebeg	Aglish School	Single storey with gable end to the road. Windows replaced with uPVC. Dated stone - 1912	
S232	Kylenamuck	Castletown House	Five bay, single storey rendered cottage. Three brick chimneys with two pots each. Frames of timber sash windows remain. Rubble stone outbuildings with corrugated roofs	
S233	Kyletombrickane	Kyle Park School	Two storey school house with single storey protrusions to either side. Pitched roof with natural slate and ornate fascia.	
S234	Kyletombrickane	Kyle Park	Two storey, l-shaped, cut limestone house. Hipped natural slate roof. Timber sash windows remain in some windows. Stone quoins on windows and doors.	
S235	Lackakera	Latteragh House	Six bay single storey cottage. Pitched slate roof. Dashed. Outbuildings to form courtyard to front of house. Dashed. Pitched slate roof	
S236	Laghail	Lachail House	Three bay, two storey house. Two storey return to rear. Dashed. Hipped natural slate roof. Timber sash windows. Single storey pitched roof protruding to front centre bay.	







S237	Landsdown	Landsdown House	House dated 1779	
S238	Latteragh		Three bay, two storey house. Dashed with quoins. Hipped natural slate roof.	
S239	Lehinch	Cottage	Four bay single storey cottage with natural slate hipped roof with red ridge tiles. Small roof lights in roof. One chimney. Timber windows.	
S240	Lehinch	Cottage	Newly refurbished three bay dormer stone cottage with natural slate roof.	
S241	Lehinch	Belle Isle	Three bay two storey to front with pitched natural slate roof. Porched single storey to front. Arched windows on ground floor. Semi-circle bay to side. Five bay, two over basement to rear (facing the Shannon). Single storey semi-circle bay to side. Timber sash windows in all except both bays. New stone lodge at entrance	
S242	Lehinch	Ferry bar	Three bay, two storey roadside bar and house. Natural slate roof with two chimneys.	






S243	Lisbrien		Three bay, two storey. Hipped, natural slate roof with two chimneys. Rendered. Stone wall to road.	
S244	Lisbryan	Lisbryan House & Lodge	Five Bay, three storey over basement wet dashed house. (Five bay deep) Hipped natural slate roof with three, cut stone chimneys*. Some timber sash windows remain others replaced by uPVC. Granite sills. Doorway arched in granite with granite steps. L-shaped outhouses of limestone with natural slate, pitched roof, arched brickwork on doors and windows. Wall ties exposed and archway surrounded by granite. Yard cobbled. entrance to avenue through tow large cut stone pillars with three foot* wall mounted by cast iron railing. Some mature trees remain along avenue with some new planting. Derelict Lodge opposite entrance.	
S245	Lisgarode	Kilruane School	Single storey school house. Pitched natural slate roof. Single storey, flat roof extension to front elevation with recessed doorway. Wet dash	
S246	Lisheen(Rathcabbin)	St. Kierans	Five bay, two over basement, wet dashed house. Hipped natural slate roof with two chimneys. Timber sash windows. Cut stone sills, cut stone arch on door with fan light.	
S247	Lisheen	Lisheen House* (Fortmoy)	French Hunting Lodge' style house. Two bay, single storey over basement. Cut stone with quoins. Timber sash windows with natural slate roof with two brick chimneys. Brick surrounds on windows to the rear and large tower. Extensive stone outbuildings	







S248	Lisheen	Lisheen Castle	Well preserved ruins of early 19th century neo gothic castle	
S249	Liskinlahan	Fort Nisbett	Six bay, two storey over basement?? Pitched natural slate roof. Dashed. Cut stone sill with uPVC windows. Tone outbuildings to rear.	
S250	Lismore	Lismore House	Three bay, two storey house. Roof has been replaced with galvanise. Double arched window on upper storey. Cut stone sills. Pediment over front door. Dashed.	
S251	Lisnagower		Three bay, single storey, wet dashed house with quoins. Natural slate roof with two chimneys. Timber sash windows.	
S252	Lisnagower		Three bay, single storey, wet dashed house with quoins. Natural slate roof with two chimneys. Timber sash windows. Lean to extension to rear. Decorative fascia over front door	
S253	Lismakeeve	Ileigh Church	T-plan church with arched windows, pitched roof with parapet eaves. Date stone 1826	







S254	Lismakeeve		Two storey, three bay house. Hipped slate roof. Timber sash windows. Single storey flat roof extension to front to from porch.	
S255	Lismakeeve		Three bay, two storey house. Rendered with quoins. Hipped slate roof. Single storey pitched roof extension on gable end.	
S256	Lismakeeve	Ileigh School	Two storey, stone faced school house. Brick arched windows. (T-shape). Date stone 1911	
S257	Lisnamoe	Rectory	Three bay, two over basement. Three storey return to rear. Hipped natural slate roof. Protruding bay window on ground floor. Arch surrounding doorway. Cut stone steps to door. Three bay deep with two bays protruding and recessed centre bay. Timber sash windows. Two storey stone outbuilding. Stone walled garden.	
S258	Lissanisky	Lissanisky House	Five bay, three storey over basement. Return to rear. Hipped natural slate roof. Centre bay protruding on front elevation to form pediment at roof. Dashed. Cut stone sills. Cut stone door case with fanlight and side lights. Cut stone steps to door. Two cut stone pillars and stone wall entrance.	
S259	Lissenhall	Lissenhall House	Cut stone house in ruins. Three bay, two storey over basement. Recessed two storey return?? to gable end. Bow at centre rear. Coved ceilings in basement Cut stone sills and door arch.	







S260	Littleton	Church of Ireland	First Fruits style 19th century church. Prominently located	
S261	Lloydsborough	Lloydsborough House	Three bay, two over basement house, four bay deep. Three bay addition to gable end (L-shaped). Hipped natural slate roof with valley. Large cut stone columns and canopy?? at ground floor centre bay. Rendered with quoins. Addition to gable end is faced in stone. Two single storey bowed windows at ground floor to rear. Each with flat roof and cut stone parapet walls. Stone outbuildings with cut stone arches and sills. Cast iron guttering and balcony. Estate walls approximately 3 miles long. House began life as hunting lodge in 1798	
S262	Lodge		Three bay, two storey lodge house. Wet dash. Timber sash windows. Pitched slate roof. Single storey flat roof extension to gable end	
S263	Lodge	Rockvally	Three bay, two storey over basement. Additional two storey bay with bay window at ground floor, incorporated at a later date. Wet dash. Timber sash windows. Hipped natural slate roof with three chimneys. Single storey flat roof extension to centre front bay. to form porch.	
S264	Lodge	Lodge House	Unusual house, of various dates from early to mid 18th century. Well sited.	







S265	Loran	Loran Park	Stone outbuildings. Remains of stone walled garden. House demolished but replaced with 1930s house.	
S266	Lorrha	Glebe House	Three bay, two over basement house. Wet dash, hipped natural slate roof with two chimneys (each with five pots). Single storey, flat roof porch on front door also wet dashed. Timber sash windows and cut stone sills. Flat roof single storey extension to rear in centre. Roadside entrance lined with trees but few on avenue. Coach houses attached are newly refurbished into holiday homes/apartments. Coach house of stone with parapet eaves and natural slate roof.	
S267	Lorrha	Lorrha Presbytery	Three bay, two storey with bay window. Wet dash on upper storey - plain render on ground floor. Date stone next to front door - 1924?	
S268	Lorrha	Church of Ireland	Portion of an early church incorporated in Church of Ireland. Decorated bases of two high crosses adjacent to church.	
S269	Lorrha	R.C. Chapel	Barn type church. 1812	
S270	Loughkeen	Loughkeen Glebe	Four bay, three over basement. Nap rendered walls. Natural slate roof with cast iron guttering.	






S271	Loughkeen	Loughkeen Church of Ireland	Typical 'First Fruits' church with cut stone diagonal buttress and tower also with diagonal buttress.	
S273	Mertonhall	Mertonhall	Two, two storey stone buildings with projecting gable to centre containing archway. Buildings situated parallel to each other. Two storey stone buildings running from gable end of each building to form courtyard	
S274	Milford	Milford House	Five bay, three storey over basement rendered house. Hipped natural slate roof with two chimneys. Timber sash windows. Centre bay protruding and forming piedmont with arched windows on all floors. Stone piedmont and columns surrounding door. Stone steps leading to front. Three storey extension to rear to form T-shape and additional extension of a 'sunroom'. Extensive stone outbuildings- some with cut stone sills and quoins. Entrance through small overgrown 'dirt track'. Large pillars on approach to house with eagle and lion.	
S275	Millbrook	Millbrook House	In ruin. No roof. Three bay two storey house. Bowed centre bay. Large outhouse/coach house with red brick arches	
S276	Millpark	Millpark House	Five bay, three storey house. Wet dash, stone quoins. Cut stone sills. Two storey stone return to rear. Timber sash window. Hipped , slate roof	







S277	Moanaincha	Moanincha House & Lodge	Four bay two storey cut stone house. Two storey return to rear, four bay long. Single storey flat roof bow to front elevation. Hipped natural slate roof. Wet dashed, two storey, outbuildings forming courtyard. Natural slate roof on outbuildings. Timber sash windows on house, uPVC on outbuildings. Cut stone sills. L-shaped lodge on entrance with bowed gable. hipped slate roof.	
S278	Moanfin		Two storey cottage/ farmhouse. Pitched natural slate roof with chimney on opposite gables. Extension to gable end.	
S279	Moankeenane		Three bay , two storey house. Hipped natural slate roof and centre chimney.	
S280	Modreeny	Modreeny Church	Dressed stone Church of Ireland Church with Tower. Arched windows with Cut stone architrave arching on top.	
S282	Modreeny	Historical House	Historical house, Modreeny, CloghJordan	
S283	Monaquill	Monaquill House	Three bay, two storey stone faced house. Cut stone sills and brick surrounded windows. Two storey extension to rear. Hipped natural slate roof.	






S284	Monroe	Church	Carved head on wall of Roman Catholic Church	
S285	Monsea	Carrick Church	t-plan church with gable to road. Rendered. Pitched natural slate roof. Dated 1833	
S286	Monsea	Carrick School	1914 school house. Pitched slate roof. Protruding gable to front with single storey flat roof extension to side of gable.	
S287	Monsea		Five bay, thatch cottage, dashed. Timber sash windows. Known as Mahers Cottage	
S288	Monsea	Monsea House	Three bay, two storey over baement. Dashed. Hipped natural slate roof. Single storey flat roof protrusion of front centre bay.	
S289	Monsea		Small old thatch cottage	







S290	Mota	Mota	Three bay, two storey. Wet dash render. Hipped natural slate roof. Cut stone sills. Timber sash windows. Arched doorway with fanlight	
S291	Mota	Waterloo Lodge	Three bay two storey house. Rendered with quoins. Hipped natural slate roof. Coved arch on front door. Fan light and sidelights on door. Single storey glass house/conservatory to side of house.	
S292	Mount Falcon	Mount Falcon	Five bay, three over basement with return to rear. Timber sash windows. Pitched natural slate roof. Rendered, with quoins on front elevation. Dashed to side and rear. Architrave surrounding window. Cut stone, pediment surrounding door. Cut stone pediment to front on third storey. Two storey dashed outhouses in curtilage. Dated 1720	
S293	Mount Island	Mount Island House	Three bay, two storey house. Hipped natural slate roof with skylights. Red brick chimneys. Wet dash. Timber sash windows. Stone outbuildings	
S294	Moyroe	Moyroe House	Two storey house. Rendered. Pitched natural slate roof. Several single storey additions with hipped roofs. Timber sash windows. Stone outbuildings with red brick surrounding windows and arcades. Red brick chimneys. Pitched natural slate roof.	
S295	Nenagh North	Brook Watson House	Unusual three bay two storey house. With return to rear and protruding bay window on 1st floor. Hipped natural slate roof with red brick chimneys. Lean-to to gable end. Two storey half hipped addition to opposite gable. Considerable stone outhouses.	







S296	Newlawn	Ballinderry Mill	Extensive ruins of rubble stone mill. Mill wheel and paddles still in position.	
S297	Newlawn	Newlawn	Five bay, three over basement. Timber sash windows. Pitched natural slate roof. Dashed render.	
S298	Newlawn		Five bay, two storey, two bay deep. Dressed limestone stone. Architrave on doors and windows. Timber sash windows with cut stone sills. Fanlight over door. Hipped natural slate roof. Ornate red ridge tiles. Ornate fascia	
S299	Newlawn	Ballinderry House	Three bay, two storey hipped natural slate roof. Timber sash windows with cut stone sills. Arched doorway with fanlight and sidelights. Rendered with quoins.	
S300	Newlawn	Elsie Hogans	Two storey, three bay, hipped natural slate roof. Rendered with quoins. -	
S301	Newlawn	Ballinderry Mill Lodge	Three bay, single storey over basement mill lodge. Pitched natural slate roof with two chimneys. Parapit eave on one gable end. Timber sash windows.	







S302	Newport	Dromore House	Dromore House, Newport	
S304	Newtown		Water mill with overhead mill race	
S305	Oldcourt		Single storey cottage. Pitched roof with red brick chimney. Single storey lean to extension to front.	
S306	Oldcourt	Oldcourt	Three bay lodge cottage with exposed stone. Pitched roof. Single storey return to rear.	
S307	Ollatrim	Allatrim House	Three bay, two storey over basement. Two storey return to rear. Hipped natural slate roof. Timber sash windows. Single storey pitched roof extension to rear. Stone arch at rear to form small courtyard at rear of house.	
S308	Ollatrim	Victoria Mill	Three storey rubble stone mill building in ruinous state. Protruding two storey gable to front with pitched slate roof.	
S309	Omeras Acres	Lesseragh House	Four bay, two storey cottage. Pitched natural slate roof with three chimneys and parapit eaves. Single storey porch extension to front.	







S310	Pallas Lower	Pallas House	Five bay, two storey house. Pitched, natural slate roof with valley.(double roof). Four chimneys on either gable end. Single storey pitched roof extension to gable end. Single storey glass extension to front centre gable.	
S311	Pallas Upper		Three bay , two storey house. Hipped natural slate roof and two red brick chimneys. Some timber sash windows remain. Wet dash	
S312	Park	Killea School	Five bay, single storey school house. Dashed with pitched roof.	
S313	Park		Five bay two storey house. First and fifth bay at greater height than centre bays. rendered with quoins. Pitched slate roof. Stone tower to rear with castellation.	
S314	Parkboy	The Frolics	Four bay, two storey cottage. Pitched natural slate roof with three red brick chimneys. Wet dash render with quoins to front elevation. Timber sash windows.	
S315	Portland	Church Park	Ruins of old stone building	

S316	Portland	Portland House	Six bay, two storey (over basement?) house, five bay deep - in ruins. No windows. Stone on ground floor, rendered on upper floor. Four chimneys. Over looking Shannon.	
S317	Portland		Cut/dressed stone house.	
S318	Priorpark	Prior Park		
S319	Prospect East	Prospect House	Seven bay, two over basement, Stone faced to front, wet dash to sides and rear. Hipped natural slate roof with three chimneys and roof light to front. Cut stone surround on door. Timber sash windows. Four cut stone pillars on entrance	
S320	Rapla North	Rapla House	Rapla House demolished. Courtyard outhouses converted to house. Two storey, rubble stone with cut stone quoins over doors and windows. Timber windows. Date stone on arch quoin - 1893??	
S321	Rathfalla		Two storey rendered house. Architrave above windows. Pitched slate roof. Lean to extension to gable. Stone, capped pillars at entrance.	






S322	Rathfalla		Rubble stone bridge. Three cut stone arches.	
S323	Rathmoy	Rathmoy House	Five bay, two storey house. Wet dashed with quoins. Hipped slate roof. Single storey flat roof extension to front centre.	
S325	Rathnane	Southpark	Five Bay, two storey over basement wet dashed house. Hipped, new roof with three, wet dashed chimneys. Timber sash windows with granite sills. Doorway arched in granite and fan light. Granite steps. Stone outbuildings with natural slate used as farm buildings and farm storage. Avenue with cast iron railing. New tree planting along avenue with small bridge over stream.	
S326	Rathurles		Six bay, two over basement. Hipped natural slate roof. Timber sash windows on upper floor. Wet dash above faced stone on basement. Cut stone steps to doorway. Cut stone pediment style doorcase with fanlight. Basement windows boarded up. Castle ruins on avenue.	
S327	Rathurles Commonage??	Kilruane Chapel	Church rendered with quoins. Wet dash extensions to rear/side. Ornate red ridge tiles.	
S328	Redwood	Redwood House	Five bay two storey house. Plaster removed to expose stone. Pitched roof with natural slate and four chimneys. One bay a new extension to older house. Older part has brick quoins on windows new part has cut stone quoins on windows. Timber sash windows	





S329	Redwood	Redwood Castle	National Monument	
S330	Redwood	Redwood Chapel	Old Stone church with arched timber sash windows.	
S331	Redwood	Redwood School	Single storey, hipped roof with red ridge tiles and brick chimney. Wet dash. Timber windows	
S332	Redwood	Redwood Lodge*	Two storey, three bay, hipped natural slate roof. Rendered and wet dashed finish.	
S333	Richmond	Richmond House	Ruins of old house protected as national monument. Four cut stone pillars with railings at entrance	
S335	Riverstown	Presbytery	Fine 18th century house	






S336	Riverstown		Bridge	
S338	Rockforest	Hollymount House	Single storey house with two storey to rear. Wet dash.	
S339	Rockforest	Rockforest House	Five bay, two storey house. Dashed with quoins. Single storey extension to front (porch). Pitched slate roof. Stone out building attached to house. Cut single storey over arches and windows. Remains of old stone tower and extensive stone buildings and walls	
S340	Rockview	Rockview	Five bay, two over basement rendered house. Pitched, natural slate roof recently replaced. Chimney on either gable end recently replaced. Small single storey extension to gable end. Large two storey extension to rear with flat roof.. Stone outhouses to rear.	
S341	Rodeen Upper		Six bay, single storey cottage. Stone faced with cut stone arches on windows and doors. Pitched slate roof.	
S342	Rodeen Upper	Rectory	Three bay, two over basement. Wet dash render. Timber sash windows. Cut stone sills. Hipped natural slate roof. Cut stone steps to doorway. Arched doorway with fanlight. Stone outbuildings with brick arched windows. Outbuildings converted into apartments/ cottages.	







S343	Rodeen Upper	Rodeen Cottage	Three bay, single storey over basement. Dashed. Pitched slate roof	
S345	Rosnamulteeny	Ross Cottage	Three bay, two storey house. One bay deep. Rendered with quoins. Hipped natural slate roof , two chimneys.	
S346	Sallypark	Latteragh School	Three bay single storey school house. Protruding gable to front. Wet dash. Cut stone sills. Date stone 1882??	
S347	Sallypark		Three bay, two storey house. Return to rear with single storey lean-to. Hipped natural slate roof. Single storey hipped roof protrusion to front centre bay at ground floor.	
S349	Shallee		Old mining stack and smelting house	
S351	Shanakill	Shanakill House	Three/four bay, two storey house. Pitched slate roof. Wet dash. Single storey flat roof protrusion to front centre bay. uPVC windows.	







S352	Shanakill Upper		Stone toll bridge with date stone 1776	
S353	Shanakill Upper		Three bay, two storey, wet dashed house with quoins. Hipped roof with three chimneys and decorative fascia. Single storey pitched roof porch protruding to centre front.	
S354	Shanakill Upper	Drominagh Lodge	Three bay, one over basement. Natural slate hipped roof. Cut stone sills and quoins. Timber windows. Stone steps to front. Cut stone arch on front doorway with fanlight.	
S355	Shanbally	Shanbally House	Three bay, two over basement. Two bay deep. Hipped natural slate roof. Timber sash windows, cut stone sills. Dashed. Single storey, pitched roof protruding to front centre bay. Arched door with fan light. Remains of walled garden. Mature trees on property - monkey puzzle	
S356	Shanballynahagh		Single storey, four bay cottage. Wet dash. Galvanise roof. Timber sash windows. Derelict.	
S357	Shanballynahagh	Mountain View	Three bay dormer cottage. Recently refurbished to form dormer. Stone faced with brick surrounding windows. Protruding centre bay with pitched roof providing for arched doorway.	







S358	Shanballynahagh	Curragunneen Church	T-plan barn style R.C. Church. Exceptionally early example of Hiberno Romanesque revival architecture. Date stone carries name of Rev. Joseph Downes, P.P. and P. Cronans 12th century Church in Roscrea. Replaced by new church in 1983.	
S359	Shannonvale	Shannonvale Cottage	Four bay, two storey cottage to roadside. Hipped natural slate roof. Single storey protrusion to front centre with pitched roof. Protruding gable at gable end. Wet dash.	
S360	Shannonvale	Hazel Point Cottage	U shaped house with protruding gable to North-East (at base of u). Two protruding bay windows to south west (facing lake). Two storey, half hipped natural slate roof to east elevation dropping to single storey to meet base.	
S361	Shannonvale	Kilteelagh House	One and a half storey over basement. Five bay. Stone faced with red brick surrounding windows. Protruding bay to front. Cut stone arch on doorway. Two storey bay window to rear. Half hipped natural slate double roof with valley. Extensive courtyard with dormer style outbuildings. Red brick surrounding windows. Hipped natural slate roof. three arched cut stone gate (replica of Johnstown Gate)	
S362	Shannonvale		Courtyard surrounded by stone outhouses - now stables. Brick surrounding doors and windows. Remains of walled garden (once part of Kilteelagh)	
S363	Slevoir	Slevoir	Two storey, 19th Century house. Cut stone, four storey tower. Cut stone architrave on windows. Bow at rear of building. Rendered with quoins.	







S364	Solsboro	Solsboro	Entrance gates and railings to house has builders name & date on one pier.	
S365	Sopwell	Sopwell Hall	& outbuildings (18th Century with 19th Century alterations and additions). Two Storey over basement plus attic. Seven Bay. Built in 1745. All windows and the round-headed doorway have block architrave's and large keystones in which the upper storey break into a frieze of the entablature. Three bay side elevation. Extensive cut stone outhouses alongside house. Castle within the domain which was original dwelling until 1745. extensive cut stone outhouses around castle with bailiffs house. Two gate lodges.	
S366	Sopwell	Sopwell Post Box	Post box	
S367	Sopwell	Sopwell School	Single storey former school house in period style. With two protruding bays. Ornate facia. Three cut stone arches on doorway.	
S368	Springfield	Garrangrena School	Date stone of old school	







S369	Springmount	Springmount House	Three bay two storey house. Wet dash with quoins. Hipped slate roof. uPVC windows	
S370	Stonestown	Stonestown/ Baronne Court	Three bay, two storey house with wet dash render. Pitched roof with natural slate . Two rendered chimneys each containing three pots. Windows replaced with uPVC and have granite sills. Two storey outhouses attached to main house but faces into courtyard at rear accessed through large cut stone arch. Windows, arches and doors are surrounded/topped by granite. Access through courtyard to walled garden which contains dwelling ruins. Avenue fenced with single storey hipped natural slate roofed lodge at entrance. Entrance consists of six granite columns/pillars with cast iron railing. Stone wall leading up to and after entrance for half mile approx.	
S371	Summerhill	Summerhill House	Five bay, three storey house. Pitched natural slate roof. Timber sash windows	
S372	Templederry	Rectory	Two storey house. Dashed. Arched timber sash window. Hexagon to front gable corner. Cut stone sills. Date stone - 1874??	
S373	Templederry	Nelson Hall	Three bay, two storey house. Pebble dash with quoins to front elevation. Pitched natural slate roof. Single storey pitched roof protrusion to gable with red brick chimney. Single storey pitched roof protrusion to front centre bay to contain doorway. Single storey pitched slat roof outhouses/buildings.	
S374	Templemore'	Kill House	Mid 19th Century two storey house with small Georgian rear.	






S375	Templetuohy	Church	Church designed by Pugan the Younger	
S376	Terryglass		Stone church with brick surrounding windows. Currently used as craft shop	
S377	Terryglass	Ashgrove	Three bay two Storey house. Three bay deep. Single storey lean-to to side. Timber sash windows and fan light over door. Hipped natural slate roof with valley. Wet dash render with quoins.	
S379	Terryglass	Elm Ville	Three bay one and a half storey rendered house. Centre bay protruding. Arched timber sash windows. Natural slate roof with ornate fascia. Single storey return to rear.	
S380	Timeighter	St. Bernards Park	Three bay, two storey house. Rendered with quoins. Architrave surrounding windows. Hipped slate roof with red ridge tiles. Red brick chimneys.	
S381	Timeighter		Single storey thatched cottage. In derelict state	





S382	Timoney	Timoney Park	Two storey castle-type structure. Three storey tower with castellation. Rendered with architrave overhead doors and windows. Extensive stone walls in surrounding area. Tudor revived ruin. Formerly the home of Parker Hutchinsons	
S383	Timoney	Timoney Park Lodge	Cut stone, dormer style house. Natural slate roof with ornate fascia. Protruding bay to front with recessed bay on doorway. Single storey extension to side with dormer style roof and brick arched windows	
S384	Tinderry	Tinderry House	Five bay, two storey house. Pitched, natural slate roof. Wet dash with quoins. Cut stone sills. Single storey, flat roof extension to front. Stone outbuildings.	
S385	Toomevara	Church	Catholic church. T-plan barn style	
S386	Townfields	Distillery Cottage	Dormer style cottage. Hipped natural slate roof with roof light to rear and dormer window to front. Timber windows. Tudor style decoration	
S387	Traverston	Traverstown House	House in ruins. Wall of stone building still remaining	





S388	Tullamore	Tullamore Park	House	
S389	Turavoggaun	Shanbally House	Three bay, two storey house, two bay deep. Pitched, valley roof. Cut stone sills.	
S390	Two mile Borris		Fine lower house at west end of village to full height. Post medieval	
S391	Urra		Three bay, two storey house. Pitched slate roof. Wet dash. Single storey pitched roof protrusion to front.	
S392	Urra	St. Davids	Dormer style house with two protruding bays to front. Hipped natural slate roof. Dashed. Several additions to house. Cast iron railing on entrance. View across lake.	
S393	Urra	St. Davids Lodge	Three bay, single storey lodge opposite St Davids Gate. Wet dash. Pitched roof. Protruding gable to centre front.	





S394	Urra		Wet dashed dormer style cottage with gable end to road. Recently refurbished. Pitched tiled roof.	
S395	Urra		Dormer cottage. Dutch hip, natural slate roof. Single storey pitch roof sun room to gable end. Single storey flat roof extension to rear. Red brick chimney.	
S396	Uskane	Uskane House*	Four bay, three storey rendered house. Pitched roof with two rendered chimneys at each gable end, each containing four pots. Lean-to on either gable end. Windows replaced with uPVC. Porched entrance. Small graveyard to rear of house. Short avenue with post and rail fencing leading to house. Stone wall surrounding	
S397	Walshpark	Walshpark Lodge	Cut Stone, parapet eaves dormer style lodge house. Natural slate roof. Granite quoins. Stone lean-to extension to rear with brick quoins.	
S398	Walshpark	Derrylahan Park Cottage	Dormer style cottage. Wet dash render. Cut stone quoins.	
S399	Walshpark	Derrylahan Park	Ruins of Derrylahan Park. Two cut stone buildings with pitched roofs and parapet eaves. Tall cut stone chimney. Stone coined window, no glass and iron grill*.	






S400	Wellington	Wellington House	One storey over basement. Natural slate, half hipped roof. Arched timber sash windows. Ornate facia.	
S401	Whitefields	Whitefield Mill	Five storey corn mill with small diamond windows. Datestone on east wall-1835. Timber wheel	
S402	Whitstone	Whitstone House	Five bay, two over basement. Hipped natural slate roof. Wet dashed with reveal on windows. Cut stone sills. Timber windows. Stone outhouses to form courtyard to rear. Cut stone arches, pitched slate roof.	
S403	Woodpark	Carney School	School house with pitched slate roof. Single storey flat roof extension to front with two protruding bays	
S404	Woodville	Woodville House	Five bay, two over basement. Three bay deep. Hipped natural slate roof. Timber sash windows. Arched windows on centre side bay. Cut stone pediment over door. Cut stone steps to doorway.	
S405	Woodville	Woodville House	Three bay, two storey house with hipped slate roof. Cut stone single storey pediment type protrusion on ground floor centre bay.	






S482	Archerstown	Archerstown House	3 bay, two storey house with glass porch entrance, single bay, 2 storey flat roof extension to the side with single storey return to the rear. A tower house is attached to the side with bawn within the curtilage.	
S484	Moycarky	Pouldine National School (former)	Formally known as Moycarky School, built in c. 1846, this former school was rubble stone and rendered with lime dashed render.	
S502	Coolross	Coolross House	A typical three-bay two-storey rural house in form with the added interest of an earlier return and high-quality front doorway and a fine range of stone outbuildings. Its context is enhanced by its juxtaposition with a second house, dating to the seventeenth century.	
S503	Annagh (Riverstown)	New Bridge	Five-arch road bridge over Little Brosna River, built c. 1820, of coursed rubble limestone construction with cut limestone voussoirs to high parabolic arches, with cutwaters. Splayed rubble limestone walls to each end of bridge.	
S504	Derrinsallow	Derrinsallow Bridge	Triple-arch road bridge over Little Brosna River, built c. 1860. Cut limestone walls having voussoirs, string courses, coursed limestone rubble parapets and U-cutwaters to west, downstream, elevation. Lower limestone rubble walls extend from parapets along road.	






S505	Roden	Roden House	<p>Detached five-bay two-storey over half basement house with dormer attic, built 1784, with lower two-storey return and with lean-to extensions to rear and to north gable. Pitched slate roof to slightly-raised overhanging eaves, having slated roofs and sides to dormers, and rendered chimneystacks to gable ends. Corrugated-iron roofs to extensions. Rendered rubble limestone walls, rendered brick to return and to one extension. Replacement aluminium windows to slightly-widened openings. Limestone block-and-start door surround having date to keystone "1784", spoked fanlight, and with flight of limestone steps leading to timber panelled door.</p>	
S506	Lisballyard	Post Box	<p>Wall-mounted cast-iron post box, c. 1890, having royal insignia of Victoria and "Post Office" in high relief lettering. "S É" lettering to door in high relief, which is a replacement for the nineteenth-century original. Set into a stone pier at a crossroads.</p>	
S507	Portland	Portland Harbour	<p>Inland harbour with coursed dressed limestone quay walls, c. 1810, with channel to west to Shannon River. Saw mill buildings and house, originally associated with the harbour, no longer in use.</p>	
S508	Portland	Saw Mill	<p>Group of detached sawmill buildings, built c.1945. Pitched corrugated-iron roofs, one with metal chimneystack. One building with concrete walls, others with timber clapboard sides. Timber drying kilns and boiler to concrete-walled building, open storage and sawing workshops to others. Kiln building has rare steel locking mechanisms to doors. Timber clapboard office to south-west with pitched corrugated-iron roof. Four-bay two-storey house to north-east with pitched slate roof, two-over-two pane and some six-over-six pane timber sash windows. Complex sited adjacent to inland harbour to and from which goods were transported along River Shannon.</p>	





S509	Bredagh	House'	<p>Detached two-storey house, four-bay to front and five-bay to rear, built c. 1790. Porch addition to front elevation and single-storey lean-tos to rear and side of house. Pitched slate roof with rendered chimneystacks. Lime rendered coursed rubble limestone walls with dressed eaves course and squared quoins. Two-over-two pane, some six-over-six pane one none-over-six pane timber sash and nine-pane casement windows, some with stone sills. Timber battened doors. Large openings inserted into west gable and east end of front elevation. Random coursed limestone walls surrounding most of rear yard. Original stone outbuildings altered and incorporated into modern structures.</p>	
S510	Lehinch	Windmill	<p>Freestanding circular-plan two-stage windmill, c. 1780, now in ruins. Rubble limestone walls with some render remaining. Narrow slit windows splayed to interior in upper floors. Opposed square-headed doorways to ground floor, missing their lintels. Part of the stone spiral staircase retained to interior, although all other features and machinery have been lost.</p>	
S512	Derry	Our Lady Queen of Ireland Church	<p>Detached circular-plan church, built 1984, with part-glazed, part-masonry exterior and having two glazed entrance porches concentric to parts of circumference, with verandahs to other parts and with semi-circular sacristy. Conical artificial slate roof with overhanging eaves and conical spire with slated base, glazed middle and sheet metal upper section with cross finial. Pebble dash render to masonry walls. Timber framed windows and timber and glazed entrance doors. Three-bay two-storey presbytery to north related to previous early-nineteenth century church has hipped slate roof with lean-to rear extension and replacement aluminium windows.</p>	
S513	Graigie	Dorrha Church of Ireland Church	<p>Detached single-cell church, built 1832, with three-bay side elevations, having three-stage entrance tower to west end with diagonal buttresses and with vestry to north. Pitched slate roofs to nave and vestry. Cut stone and brick chimneystack to vestry and carved stone copings to all gables. Coursed rubble limestone walls with cut stone quoins, buttresses and having chamfered corners and carved stone string courses, crenellations and pinnacles to tower. Pointed windows with traceried timber sash six-over-six pane windows with small panes in cut stone surrounds,</p>	





			larger and with double sashes to centre of side walls and triple sash to east end, all with hood mouldings. Panelled double leaf timber doors in Tudor arches with hood mouldings to main entrance and vestry. Graveyard around church bounded by rubble limestone wall and stands within an early ecclesiastical site.	
S514	Croghan	house'	Detached three-bay single-storey house with attic house, built c. 1870, with gabled porch. Pitched slate roof with rendered central chimneystack and ceramic ridge tiles. Cast-iron rainwater goods. Rendered walls. Small pane timber sash windows, which are replacements to ground floor, and six-over-six pane timber sash windows to first floor of gables. Battened timber door with cast iron plaque over having the "R [Regis]" initial and crown motif.	
S515	Ross	Ross House	Detached three-bay two-storey house, built c. 1825, having double-height screen walls flanking the front elevation. This nineteenth-century house is an addition to the original eighteenth-century house to north-west. Hipped slate roof to nineteenth-century house, with pitched slate roof to earlier block. Rendered walls. Replacement uPVC windows and doors throughout, although cobweb fanlight of front door has been retained to recessed round-headed doorway. Limestone sills to windows. Blind pointed window openings to the curtain walls. Single-storey coursed rubble limestone outbuildings having pitched slate roofs to rear of house.	
S516	Croghan	thatched house'	Detached five-bay single-storey house, built c. 1820, having later porch to front. Pitched water reed thatch roof with raised ridge and having low central chimneystack. Cement render to walls. Replacement timber windows and battened timber door.	
S517	Croghan	house'	Detached L-plan three-bay single-storey cottage, built c.1850, with extension to side, set within grounds of Birr Demesne. Flat roof with rendered chimneystack and some cast-iron rainwater goods. Roughcast render to walls. Timber sash six-over-six pane windows with stone sills, with rendered hood moulding to one front window. Segmental-headed door opening with replacement timber panelled door and spoked fanlight.	





S518	Croghan	The Shell Well	Freestanding corbelled dome-shaped well, built c. 1990, located within the Fanery Gardens of Birr Castle demesne. Random coursed rubble walling with corbelled dome roof. Pointed-arch opening with carved head-type keystone. Wrought-iron gate. Interior decorated with shells.	
S519	Croghan	Croghan Bridge	Three-arch stone bridge, built c.1750, carrying a local road over the River Camcor. Random coursed stonework with ashlar arch rings. V-shaped cutwaters upstream and downstream. River bank accessed by stone steps. Modern railings mounted on upstream parapet.	
S520	Croghan	Ivy Bridge	Three-arch bridge, built c.1860, over the River Camcor, and set within Birr Castle demesne. Yellow brick soffits and arches to segmental arches, brick parapets, snecked rock-faced limestone to spandrels and roughly dressed limestone to piers and to upstream cutwaters. Plaque to parapet depicting earlier bridge of 1640 is most likely from another structure elsewhere in Birr area. Earlier three-arch bridge had castellated parapets over river bank.	
S521	Ballyloughane	terrace of houses'	Terrace of four two-storey houses, possibly formerly eight houses with two-bay ground and one-bay first floors, built c. 1800. Now consisting of two two-bay houses, one five-bay and one six-bay house having pitched slate and artificial slate roofs and rendered chimneystacks. Smooth rendered and pebbledashed walls. Small window openings having timber sash windows, some six-over-three pane and two-over-two pane. Three square-headed door openings with recessed round-headed overdoors, having timber battened and replacement doors.	
S522	Ballyloughane	Riverstown Bridge	Five-arched limestone road bridge over Little Brosna River, built c. 1780. Segmental arches and with V-cutwaters to south elevation, those of central piers extending up to parapet level to provide pedestrian refuges. Rubble limestone walls with squared limestone voussoirs to arches. Concrete casing to bridge piers, render to barrels of arches and pointing .	






S523	Ballykinash	windmill'	Four-stage circular-plan windmill, built c. 1820, now roofless. Flared rubble limestone walls with square-headed openings with stone lintels. Opposed square-headed doorways in east and west and missing their lintels.	
S524	Ballykinash		Detached three-bay two-storey building, possibly a corn-drying kiln, built c. 1820, having pitched stone roof with brick lining to interior. Exposed coursed rubble limestone walls having brick surrounds to openings. Two large openings to second floor now blocked up. Floor missing to interior. Fireplace to ground floor.	
S525	Ballykinash	house'	Detached seven-bay single-storey house, built c. 1820, also in use as public house and shop. Porch with pitched roof to centre of front façade. Pitched slate roof with rendered chimneystacks and cast-iron rainwater goods. Pebbledash render to walls. Timber sash one-over-one pane windows with limestone sills. Simple timber shopfront to south gable having pilasters, fascia. Timber and glazed doors with plain overlights.	
S526	Ballykinash	post box'	Wall-mounted cast-iron letter box, c. 1890, with royal insignia of Victoria, crown and "Post Office" in high relief. Set in concrete block boundary wall.	
S527	Caherhoereigh	Carrig Church	Detached gable-fronted cruciform-plan church, built 1825, having porches recently added to transepts. Pitched artificial slate roof with bellcote to entrance gable. Pebbledash render to all walls except to ashlar limestone entrance front and to bellcote and corner buttresses of transepts. Carved stone date plaque to entrance front. Pointed arch window openings having block-and-start cut stone surrounds and replacement timber windows. Stained glass window to south (altar) end. Cut stone front door surround with hood moulding, pinnacles and battlements having replacement timber battened doors. Exposed roof trusses and gallery with carved timber balustrade to interior. Timber and glazed entrance screen retaining original doors.	







S529	Terryglass	houses	Pair of semi-detached houses, built c. 1880, one now in use as Garda Station. Pitched slate roofs with dormer attics, ceramic ridge tiles and rendered chimneystacks. Decorative bargeboards to dormer windows and gable. Roughcast render to walls. Triangular-headed dormer and upper gable windows. Replacement uPVC windows and timber doors.	
S530	Terryglass	Father P.J. O' Connor Community Centre	Freestanding T-plan single-storey former church, built c. 1825, with later single-storey additions. Pitched artificial slate roof and with rendered chimney to south-east gable. Rendered walls, replacement small-pane timber windows and timber battened double doors. Coursed rubble wall to yard at front. Single-storey outbuilding to north-east.	
S531	Terryglass	Paddys Bar	Detached five-bay single-storey public house having dormer attic over east end and built c. 1880. Later two-storey pile adjoins to south. Modern cut limestone porch to south elevation. Pitched slate roofs, with corrugated-iron roof to west end of older pile, carved bargeboards to dormer windows and eaves of older pile, and with rendered chimneystacks. Rendered walls with stucco quoins and two small timber and glazed pubfronts to north elevation. Timber sash windows throughout and glazed timber doors.	
S532	Carrownaglogh	bridge'	Double-arch road bridge over river, built c. 1800, of squared rubble limestone brought to courses, having cut stone voussoirs to arches and rubble limestone coping. Two round arches of unequal size, with splayed walls to west end of bridge.	
S533	Slevoir	Saint Mary's Parochial House	Detached three-bay two-storey parochial house, built c. 1890, with projecting end bay and return to rear. Hipped artificial slate roof with ceramic ridge tiles and cresting. Ruled-and-lined rendered walls with stucco quoins and block-and-start surrounds to window openings. Replacement timber sash windows and with double-ogee stained glass window over entrance. Timber panelled front door with fanlight recessed in round-headed opening in shallow porch with stucco render and with cornice and modillions. Two-storey coursed rubble limestone outbuilding to east having pitched slate roof and brick surrounds to openings.	






S534	Slevoir	Saint Mary's Roman Catholic Church	<p>Freestanding cruciform-plan church, built 1866. Comprising four-bay side elevations to nave, with transepts, square-plan apse and with four-stage tower with clock, buttresses and spire and sacristy to south-east. Pitched slate roofs with decorative ceramic cresting to ridges, stone cross finials and cast-iron rainwater goods. Snecked rusticated limestone walls with cut limestone coping stones to gables. Small lancet windows with stained and coloured glass with cut stone surrounds. Double pointed windows with quatrefoil above in tower. Tripled lancets to east end. Pointed-arch entrance and tower doorways with cut limestone surrounds and timber battened doors. Doorway in west gable has red marble columns supporting moulded pointed-archivolt with shouldered chamfered door opening with double timber battened doors and with tympanum bearing raised commemorative inscription with date. Interior has pointed-arch doorways to transepts and exposed timber truss roof and marble reredos. Plain cast-iron railings and gates along road frontage.</p>	
S535	Ballinderry	Ballinderry Bridge	<p>Five-arch stone road bridge over Ballyfinboy River, built c. 1790. Rubble limestone walls with dressed limestone voussoirs to round arches and with V-cutwaters to west side of bridge. Southernmost arch is flood arch. Concrete casing to piers. Bridge recently repaired and repointed.</p>	
S536	Newlawn	water pump'	<p>Freestanding cast-iron water pump, erected c.1880, comprising banded cylindrical shaft with fluted head having fluted spout, curvilinear handle, and domed cap with pointed finial. Now disused. Set back from lane with recently repaired rubble stone boundary wall.</p>	
S537	Kilgarvan	Kilgarvan House	<p>Detached three-bay two-storey house, built c. 1810, having three-bay two-storey return to rear. Hipped slate roof to main block with pitched slate roof to return. Rendered chimneystacks. Rendered walls with projecting stucco quoins to main block. Replacement timber windows to main block with some two-over-two pane and double one-over-one pane timber sash retained to return, all with limestone sills. Glazed timber front door having replacement timber side lights and spoked fanlight, in recessed segmental-headed opening. Glass house to south. Rendered outbuildings to enclosed yard to rear, entered through dressed limestone carriage arch to south. Later nineteenth century three-bay single-storey gate lodge to south of house opposite main entrance, having pitched slate roof with decorative timber bargeboards and with two-over-two pane timber sash windows.</p>	




S538	Fortmoy	Fortmoy House Lower	<p>Detached three-bay two-storey house, built c. 1820, having three-bay two-storey return to rear with single-storey lean-to addition. Hipped slate roof with cut stone chimneystacks. Pitched slate roof with rendered chimneystack to return. Rendered walls. Tripartite six-over-six pane timber sash windows, with some two-over-two pane to return, all having limestone sills to front block with variously-sized timber sash windows to return also having limestone sills. Recessed doorway with narrow moulded surround having braced timber door with paned sidelights and plain fanlight. Single- and two-storey stone and rendered outbuildings having pitched slate and corrugated iron roofs.</p>	
S539	Fortmoy	mill'	<p>Detached multiple-bay three-storey former flour mill, built c. 1740, having single-storey drying kiln to rear. Pitched slate roof. Rendered rubble limestone walls. Irregularly-spaced square window openings having dressed limestone voussoirs. Dressed limestone voussoirs also to carriage arch and doorway in south elevation. Brick-lined drying kiln to north. Wheel pit to west gable. Internal machinery and mill stones retained in-situ.</p>	
S540	Feigh West		<p>Detached single-cell church, built 1813, having three-bay nave, three-stage bell tower to west end and vestry to south-east. Pitched slate roof with small cut stone chimneystack over east gable. Cut stone crenellations, pinnacles and corbels to bell tower. Rendered limestone walls with cut stone eaves course. Pointed window openings with chamfered surrounds and limestone sills. Traceried timber windows with mullions to north side of nave and pointed timber windows with mullions to tower, all with small panes and with metal lattice casements to south side of nave. Timber battened door to tower with chamfered cut stone surround to pointed opening. Timber panelled gallery and items of liturgical furniture remain to the interior. Surrounded by a cemetery with eighteenth-, nineteenth- and twentieth century gravestones and bounded by a rubble wall.</p>	
S541	Feigh West	Glebe House	<p>Detached three-bay two-storey over half basement house, built 1816, having porch to front entrance. Original two-storey return to rear extended. Hipped slate roof having central rendered chimneystacks. Lean-to roof to return. Rendered walls. Timber sash six-over-six pane windows with limestone sills. Replacement timber windows to basement. Porch has pitched slate roof with timber panelled door with spoked fanlight, reached by limestone steps with parapets. Rear yard with two-storey outbuilding of stable and carriage house with limestone voussoirs to some openings, recently converted. Gateway to yard with dressed stone piers and wrought-iron gates.</p>	






S542	Coorevin	Coorevin House	Detached T-plan five-bay two-storey house with attic, built c. 1710, with stairs return to rear. Recent porch added to front. Steeply-pitched artificial slate roof with rendered end chimneystacks and uPVC rainwater goods. Pebbledashed walls with cement quoins and stringcourse. Replacement uPVC windows in square-headed openings. Entrance has flat-headed doorway flanked by side lights, all replacement uPVC. Mid-nineteenth century stone outbuildings having pitched slate roofs, stone walls with brick surrounds and incorporating carriage arch.	
S543	Ballinya West		Detached three-bay two-storey house, built c. 1850, having single-bay lean-to to south-west gable and later porch addition to front. Pitched slate roof with dressed stone end chimneystacks and coping to gable. Lime render to walls. Tripartite six-over-six pane timber sash windows to front end bays, single windows elsewhere, two-over-two pane to porch and one-over-one pane to lean-to and with various other windows to rear, all with limestone sills. Two casement small-pane windows to rear. Glazed and panelled doors to porch and main entrance, with timber battened door to lean-to to rear. Single- and two-storey stone outbuildings to rear retaining pitched slate roofs. Garden to front of house bounded by rendered walls with wrought-iron garden gate.	
S544	Gurteen (Ballingarry)	Gurteen House	Detached ten-bay two-storey house, built c. 1810, having projecting bays to south end and to centre bays and with two-bay two-storey return to rear connecting with multiple-bay two-storey block. Now in use as college accommodation. Hipped slate roof, with artificial slate to two south bays and rest of complex, with ceramic ridge tiles. Decorative red brick chimneystacks. Limestone sills with moulded surrounds to all front bay window openings, except south bays. Replacement uPVC sash windows to all openings. Doorway in centre of central projection, with verandah with lean-to artificial slate roof. Former two-storey outbuildings to south. Single-storey gate lodge to start of avenue to south.	
S545	Loughkeen	Ivy Hall	Detached five-bay two-storey house with attic, built c. 1780. Pitched slate roof with overhanging eaves and rendered end chimneystacks. Rendered walls. Brick surrounds and stone sills to replacement uPVC windows. Replacement timber and uPVC door surround with fanlight and replacement timber door with steps. Remains of single-storey stone structure to north end of house. House adjoins graveyard with standing and ruined churches.	






S546	Ballingarry	Ballingarry Castle	Eighteen bee boles in three rows, erected c. 1820, built of squared blocks of limestone with round brick-arched heads to boles. Cut stone eaves and with stringcourses separating rows. Built against interior of north-east section of bawn wall of medieval Ballingarry Castle.	
S547	Creeragh (Ballingarry)	Castlesheppard House	Detached three-bay two-storey house, built c. 1730, adjoining remains of tower house to rear. Nineteenth century extensions to rear each side of tower. Roof removed. Remains of timber sash windows to front elevation. Outbuilding to west recently re-roofed and converted into house.	
S548	The Pike	former presbytery'	Detached three-bay two-storey former presbytery, built c. 1925, now in use as private house. Hipped slate roof with central brick chimneystacks. Ruled-and-lined render to walls with raised surrounds to openings. Two-over-two pane timber sash windows with limestone sills. Timber panelled front door with overlight and sidelights. Rendered plinth walls with cast-iron gate and railings to site.	
S549	Gortinorable	Fairyhill Well House	Rectangular-plan well-house, built c. 1780, having rubble limestone walls and lean-to stone slab roof. Wrought-iron gate to entrance and limestone steps leading to round well. Located north of Fairyhill House beside avenue.	
S550	Wingfield	Wingfield House	Detached multiple-bay three-storey eighteenth-century house with three-bay two-storey house, built c. 1815, attached to front. Six-bay two-storey kitchen block added to rear of earlier block. Slate roofs, pitched to earliest and kitchen blocks and hipped with bracketed eaves to later house. Rendered chimneystacks, to ends of later house and laterally to rear of earliest block. Rendered rubble walls. Remnants of timber sash windows to some openings, tripartite to first floor of front, two-over-two pane to ground floor and six-over-six pane to first floor, with some four-over-two pane to rear block, all with limestone sills throughout. Remains of timber panelled front door. Remains of plasterwork, shouldered doorcases and staircase to earliest block with timber panelled doors and other features surviving to interior, although in very poor condition. Single-storey outbuildings with pitched slate roofs, round-headed carriage arches and openings to south-west.	





S551	Parkboy (Carney)	cast iron water pump'	Freestanding cast-iron water pump, built c. 1880, comprising banded cylindrical shaft with fluted head having fluted spout, curvilinear handle, and fluted domed cap with pointed finial. Now disused. Set back from line of road on concrete platform with recently-rebuilt random stone wall.	
S552	Commons of Carney	Finnoe School	Detached three-bay single-storey school, built c. 1820, having entrance porch to south. Pitched slate roofs. Rendered chimneystack to north gable. Lime render to walls. Six-over-six pane timber sash windows having limestone sills. Timber matchboard door to porch.	
S553	Carrick (Ballingarry)	house'	Rendered and rubble limestone farmyard complex, built c. 1800. Comprising a four-bay single-storey house with loft, two-bay single-storey building running to north of house, and a two-bay single-storey building to south of house. Pitched corrugated-iron roof with rendered chimneystack to house. Roughcast rendered walls. Square-headed openings with limestone sills. Pitched slate roofs to outbuildings, having coursed limestone rubble walls with square-headed openings.	
S555	Behamore (Smith)	Behamore National School	Detached three-bay single-storey school, built 1890, now disused. Pitched slate roof with brick chimneystack and decorative timber bargeboards. Roughcast rendered walls having limestone name and date plaque. Square-headed openings having six-over-nine pane timber casement windows and limestone sills. Timber matchboard door with six-pane overlight set in square-headed opening.	
S557	Clybanane	former creamery	Detached seven-bay two-pile single-storey former creamery built c. 1920, with central projecting porch. Now in use as a community hall. Pitched slate roof with cast-iron roof vents and rendered chimneystack. Roughcast rendered walls with render quoins and plinth and having pediments to porch. Timber windows set in square-headed openings with casement windows and with some four-over-four pane and one-over-one pane sash windows to rear pile, all with limestone sills. Timber battened front door with glazed overlight. Statue of Virgin Mary over porch.	
S558	Clybanane	Beechmount House	Detached three-bay two-storey house, built c. 1780. Hipped slate roof with timber eaves brackets and rendered chimneystacks. Rendered walls. Timber sash windows, six-over-six pane with some three-over-six pane to rear, set in square-headed openings having limestone sills. Limestone steps leading to entrance, with timber panelled door in doorcase with Ionic pilasters and with ornate fanlight in segmental-headed opening. Double courtyard of outbuildings to the south,	






			accessed through carriage arch with limestone voussoirs and timber battened double doors with bellcote above. Two-storey outbuilding with integral carriage arch with tower over with decorative weathervane, hipped slate roofs and rubble sandstone walls. Replacement timber windows with limestone sills. Cobbled yard surfaces. Single-storey ranges to the south, with hipped slate roofs and rubble sandstone walls.	
S559	Garrykennedy	Garrykennedy Quay	Cut stone quay, built c. 1780, on a rectangular plan with roughly dressed limestone rubble walls brought to courses having stone steps and protruding rounded mooring platform to north-east and cast-iron mooring bollards. Surviving wall of medieval tower house to site.	
S560	Garrykennedy		Terraced three-bay two-storey house, built c. 1800, with single-bay two-storey outbuilding with carriage arch to the north-west, and single-bay single-storey addition to south-east. Pitched slate roof with brick chimneystacks and cast-iron rainwater goods. Rendered walls with square-headed openings having two-over-two pane timber sash windows. Square-headed door opening with replacement timber matchboard door. Limestone former carriage-arch with segmental head at north end, now having fixed timber window. Replacement timber matchboard doors to opening above. Random rubble wall to front boundary.	
S561	Garrykennedy	Ciss Ryans	Detached seven-bay two-pile two-storey former house, built c. 1800, now in use as public house with projecting gabled porch. Pitched artificial slate roofs with rendered chimneystacks. Roughcast rendered walls with square-headed openings having replacement two-over-two pane timber sash windows with render surrounds. Replacement timber matchboard doors. Recent rubble limestone walls to front boundary.	
S562	Garrykennedy	post box'	Cast iron post box	
S563	Garrykennedy	outbuilding'	single storey outbuilding with natural slate roof	





S564	Castlelough	Castlelough	<p>Detached three-bay two-storey two-pile country house. Front block, built c. 1820, has canted bay windows flanking open projecting flat-roofed porch. Earlier rear block is four-bay and three-storey with dormer attic and has single- and two-storey additions to rear. Hipped slate roofs with rendered chimneystacks, cast-iron rainwater goods and with moulded render parapet except to rear elevation of rear block. Rendered walls, with cut limestone quoins and plinth to front block. Timber sash windows throughout, with cut stone sills. Later block has one-over-one pane windows and earlier block has exposed sash boxes with wide variety of small-pane window, including horizontally-sliding timber sash windows to ground floor, some double sash windows and narrow single lights to west elevation. Brackets and render cornices to bay windows and with render surrounds to all other windows of front block. Tripartite window over porch has render pilasters, frieze, cornice and brackets to mullions. Canted bay window to west gable of front block. Square-headed opening with replacement timber panelled door, overlight and sidelights. Yard of outbuildings to north-west with stone belfry, pitched, hipped and half-hipped artificial slate roofs, rendered and rubble stone walls and with square-headed and segmental arched openings having timber sash and casement windows.</p>	
S565	Garrykennedy	Garrykennedy House Tower	<p>Detached circular plan three-stage tower, built c. 1800, having dressed rubble limestone walls and segmental-headed openings.</p>	
S566	Ballyalla	farm complex'	<p>Farmyard complex set around a cobbled courtyard, built c. 1820, comprising multiple-bay single- and two-storey outbuildings running south-west to north-east to south-east to south-west. Pitched slate and corrugated-iron roofs. Coursed limestone rubble walls with square-headed openings having brick voussoirs and some with timber sash windows. Square-headed openings with timber matchboard doors. Segmental-arched openings with timber matchboard doors. Irregular-plan multiple-bay single-storey with attic house to south-west with pitched slate roof, rendered walls and replacement timber windows and timber matchboard doors.</p>	

S567	Garraunfadda	Rinskaheen	Detached irregular-plan three-bay two-storey former fishing lodge, built c. 1890, remodelled 1968-69, now in use as house with gable-fronted projections and modern conservatory to front elevation. Pitched artificial slate roofs with rendered chimneystacks. Roughcast rendered walls with square-headed openings having replacement timber and uPVC windows, and render and stone sills. Square-headed door openings with timber panelled door and pitched timber canopy above. Cut stone quay to north-east.	
S568	Dromineer	Dromineer Quay	Coursed limestone rubble quay, built c. 1845, on a rectangular plan.	
S569	Dromineer	navigational store'	Detached three-bay single-storey former inland navigation store, built c. 1845. Pitched slate roof with brick chimneystack and with timber canopy to front elevation. Snecked limestone walls with square-headed openings having six-over-six pane timber sash windows with brick block-and-start surrounds and cut stone sills. Timber battened sliding doors to front and south elevations with brick relieving arches. Doorway with brick surround to north gable, blocked with limestone. Limestone rubble harbour to front.	
S571	Dromineer	house'	Detached four-bay single-storey house, built c. 1890, with projecting verandah to front supported by timber columns. Pitched corrugated-iron roof to house, lean-to to verandah. Battened timber-sheeted walls with square-headed openings with timber surrounds having fixed and timber casement windows with timber sills and panelled doors. Picket fence to garden in front. Modern concrete block lean-to extension to rear.	
S572	Dromineer	house'	Detached five-bay single-storey house, built c. 1890, with projecting glazed bay and canopy porch to front, and single-bay extension to north-east. Pitched corrugated-iron roof with brick chimneystack, cast-iron rainwater goods, overhanging decoratively-carved timber bargeboards and finials to gables. Hipped corrugated-iron roof to porch, supported at one end on cast-iron column with decorative brackets to top. Timber sheeted walls. Square-headed openings with fixed and timber casement windows and having label mouldings above. Timber panelled door.	






S573	Killadangan	St Patricks Roman Catholic Church	Detached T-plan gable-fronted church, dated 1859, with two-bay side elevations to nave, single-bay transepts and modern two-bay single-storey lean-to sacristy to north-west elevation. Pitched artificial slate roofs with stone bellcote and cross to front and cross finials to other gables. Front gable of snecked limestone with skew vertical joints and stone plinth. Diagonal buttresses with pinnacles to all corners. Rendered walls elsewhere, with buttresses to nave. Cut stone date plaque over entrance. Pointed-arch openings with chamfered limestone surrounds with hood mouldings. Coloured and stained glass windows and timber matchboard doors. Marble reredos to altar end. Snecked limestone boundary wall with cut stone piers and cast-iron gate.	
S574	Annaghbeg	Annaghbeg Bridge	Seven-arch road bridge over Nenagh River, built c. 1750. Rubble limestone walls with cut stone voussoirs to elliptical arches and cut stone coping to parapets.	
S575	Cushmona	house'	Detached three-bay two-storey house, dated 1824, with modern two-storey flat-roofed extension to rear. Hipped artificial slate roof with rendered chimneystack. Rendered walls with render quoins and plinth and cut limestone date plaque with label moulding above. Square-headed openings with replacement uPVC windows to first floor. Round-headed opening with replacement uPVC window to north-west elevation. Ogee-arched cut limestone door opening with timber matchboard door and stone step. Limestone rubble boundary wall to front garden with cast-iron gate.	
S576	Youghalvillage	limekiln'	Limekiln, built c. 1780. Snecked limestone walls with round-headed arch having dressed stone voussoirs.	
S577	Youghalvillage	Youghal House	Detached five-bay two-storey over basement house, built c. 1800, with three-bay side elevations and single-bay three-storey stairs return to rear. Hipped slate roofs with paired eaves brackets and rendered chimneystacks. Ruled-and-lined and roughcast rendered walls with render quoins. Square-headed openings with timber sash windows, nine-over-six pane to ground floor, six-over-six pane to first floor and rear, latter with some six-over-three pane windows, all having cut stone sills. Round-headed main doorway with timber panelled door flanked by engaged columns and with ornate fanlight and with stone step. Single- and two-storey outbuildings to rear with pitched slate roofs, rubble walls, segmental-headed carriage arches and square-headed openings.	






S578	Youghalvillage	handball alley'	Handball alley, built c. 1930, on a rectangular plan and built inside edge of medieval graveyard. Mass concrete wall, rendered to interior and with iron netting supports and square-headed door opening.	
S579	Ballycommon	house'	Detached four-bay single-storey direct-entry vernacular house, built c. 1800, with attached outbuilding to south-west. Pitched slate roof with rendered brick chimneystacks and cast-iron rainwater goods. Lime-washed rubble walls with square-headed openings having mainly six-over-three pane timber sash windows with stone sills and timber matchboard door and half-door. Outbuildings to north with corrugated-iron roofs and rendered and rubble walls. Low rendered and rubble walls to boundaries.	
S580	Ballyannymore	mill'	Detached L-plan four-storey with attic former flour mill, built c1820, having four-bay north-east elevation and three-bay south-east and south-west elevations. Probable site of wheel pit with segmental-arched opening for axle, and remains of lean-to addition, to north-west. Half-hipped roof with no surviving structure or covering. Coursed rubble limestone walls, dressed snecked limestone to north-west wall of south-western half, with dressed quoins. Date-stone ex-situ at south-west. Round-arched windows to north wall of western half and to ground floor of south-east elevation, square-arched elsewhere, with dressed limestone voussoirs and tooled limestone sills, having bars to some south-west windows. Round-arched doorway in south-west elevation and recent wide doorway in south-east. Mill reached by long raised causeway with millrace visible to north side of southern stretch. Rubble limestone outbuilding to south-west with pitched slate roof and open-sided front. Single-storey square-plan possible miller's house to south-east with three-bay front elevation, slated roof having double rear gable, rubble limestone walls and remains of timber sliding sash windows.	
S581	Ballyhimikin	Clarianna Mill	Derelict two storey, five bay mill house and out buildings	





S582	Ballyhimikin	bridge'	Four-arch road bridge over Nenagh River. Rubble limestone walls with cut stone voussoirs to elliptical arches.	
S583	Ardcrone	Church	Detached T-plan gable-fronted church, built 1838, with three-bay side elevations to nave, single-bay transepts with later sacristy to south-east. Pitched slate roofs with cast-iron rainwater goods and stone cross finial to front gable. Roughly coursed snecked limestone rubble walls with dressed limestone quoins and voussoirs to openings. Carved date stone to east façade. Lancet windows with limestone sills and having stained glass. Pointed-arch doorways having timber matchboard doors with glazed overlights. Two-stage round bell tower with conical slate roof to south, erected c. 1975. Mass rock to the north.	
S584	Coolnamunna	Garraun Roman Catholic Church	Detached gable-fronted church, built 1830, with three-bay side elevations, single-bay transepts and with later porch and diagonal buttresses to front elevation. Now roofless. Roughcast rendered limestone rubble walls, with coursed limestone rubble porch. Pointed-arch window openings with limestone sills with remains of timber triple-light stained glass window to east end. Carved date stone and brick surrounds to openings of porch.	
S586	Rapla North	ice house'	Icehouse, built c. 1760, comprising rubble limestone masonry walls with barrel vaulted roof. Square-headed entrance in north gable.	
S587	Kilruane	Kilruane Church of Ireland	Detached Board of First Fruits church, built 1820, with three-bay side elevations to nave and three-stage tower with pinnacles and crenellations to west. Snecked limestone walls with ashlar limestone corner buttresses, string courses to tower and carved eaves course to nave. Openings with hood mouldings and chamfered ashlar reveals. Lancet windows with one remaining leaded light in tower and pointed-arch entrance. Remains of ruinous medieval church in graveyard to site. Limestone rubble piers with cut stone caps and cast-iron spear-headed gates. Limestone rubble boundary walls.	





S588	Townfields	commercial premises'	Terraced five-bay two-storey former hotel, built c. 1855, now in use as two houses. Comprising of two-bay two-storey house to the west and three-bay two-storey house to the east. Pitched artificial slate roofs with rendered chimneystacks. Lined-and-ruled rendered walls having render quoins and decorative render architraves and keystones to openings. Replacement uPVC windows with original stone sills and replacement timber doors. Sign "Williams Commercial Hotel" on raised render panel in front elevation.	
S589	Townfields	house'	Semi-detached three-bay two-storey house, built c. 1820, as a pair with adjoining house to westwindows, three-over-three pane to first floor and six-over-six pane to ground, with stone sills. Timber matchboard door with overlight.	
S592	Townfields	1-5 Chrch Street	Sixteen-bay three-storey former barrack building, erected c. 1800, with single-storey rear returns and integral carriage arch. Subsequently subdivided into residential accommodation and now in use as terraced houses. Pitched slate and artificial slate roofs with red brick and rendered chimneystacks. Roughcast rendered rubble limestone walls. Timber sash windows to two houses, three-over-three pane to second floor, six-over-six to first floor and one-over-one to ground, with some timber casement to rear. Replacement windows elsewhere. Replacement doors throughout. Remains of some cobbled yards with rubble coursed stone boundary walls to rear. Building forms one side of the village green, originally envisaged as a military parade ground.	
S593	Townfields	R. O'Hara	Terraced two-bay three-storey house, built c. 1820, as part of a pair with adjoining house to the east. Former retail outlet to ground floor. Pitched slate roof having rendered chimneystacks. Pebbledashed walls with decorative render quoins and render plat bands. Timber sash one-over-one pane windows having raised render surrounds to openings. Camber-headed door opening with render chamfered architrave and replacement door. Render shopfront comprising of render pilasters flanking tripartite fixed timber windows and timber-glazed door having render fascia and cornice above.	





S594	Townfields	house'	End-of-terrace two-bay two-storey house, built c. 1910, with former retail outlet to ground floor. Pitched artificial slate roof having rendered chimneystack. Pebbledashed walls with render quoins, plat band at sill level of first floor and render window surrounds. Timber sash one-over-one pane windows to first floor and replacement timber door and casement windows to ground floor. Rendered shopfront comprising of render panelled pilasters flanking openings with fascia and cornice above. Lean-to concrete extension to rear.	
S595	Townfields	house'	Terraced two-bay three-storey house, built c. 1820, with blocked former carriage arch and subdivided into two houses. Pitched slate roof with rendered and brick chimneystacks. Rendered walls having render quoins to ground floor and roughcast rendered walls to first floor. Timber sash one-over-one pane windows to west end and replacement timber to western house and to ground floor.	
S596	Townfields	house'	Terraced three-bay two-storey house, built c. 1830, later adapted for use as shop. Pitched slate roof with rendered chimneystacks. Roughcast rendered walls. Timber sash one-over-one pane windows with stone sills and smooth rendered architraves. Timber matchboard door with paned overlight. Timber matchboard door and fixed window to former shopfront.	
S597	Townfields	house'	Terraced two-bay two-storey house and shop, built c. 1900, with integral carriage arch. Pitched artificial slate roof with cast-iron rainwater goods and rendered chimneystacks. Rendered walls having render quoins. Timber sash windows, one horizontal-over-two-vertical pane, with stone sills and moulded render surrounds. Timber shopfront comprising of pilasters flanking half-glazed timber matchboard door and fixed timber windows, having fascia and cornice above. Pair of timber matchboard doors to square-headed carriage arch.	
S598	Townfields	mill'	Eleven-bay four-storey mill with integral carriage arch, built c. 1800, now disused. Pitched slate roof having half-hip to south end and ceramic ridge tiles. Coursed rubble limestone walls with brick cornice and remains of limestone render. Timber matchboard door with overlight. Archway has round-headed brick arches and timber matchboard doors. Timber matchboard doors to rear loading bays. Three-bay two-storey former manager's house attached to north, having slate roof, rendered walls and door at ground floor linked to warehouse.	






S599	Townfields	bank'	Terraced three-bay single-storey former bank, built c. 1925. Flat roof with balustraded parapet. Lined-and-ruled rendered walls with pilasters, cornice and neo-Classical enrichments supported by four brackets. Replacement timber windows and door with overlight. Cast-iron railings and gate to site.	
S600	Townfields	house'	Detached five-bay two-storey former steward's house with attic storey, built c. 1770, now in use as private house. Pitched artificial slate roof with half-hip to south gable and having rendered chimneystacks. Lined-and-ruled rendered walls with projecting render plinth. Square-headed window openings with decorative render cornices and limestone sills. Timber sash one-over-one pane windows to rear and upper floors of south gable with some dormers to rear, and having replacement uPVC windows to front. Timber panelled door with overlight and dressed limestone plinth stones and steps.	
S601	Townfields	outbuildings'	Detached nine-bay single-storey stables with lofts, built c.1820. Pitched slate roof with overhanging dressed stone eaves and dressed stone copings. Rubble limestone walls having dressed limestone quoins, diamond-shaped brick ventilator below eaves and slit windows. Square-headed windows with limestone voussoirs and lintels. Segmental-headed carriage arch openings with limestone voussoirs. Wrought-iron tie rods. Dovecote to gable.	
S602	Townfields	outbuildings'	Gable-fronted three-bay two-storey warehouse, built c. 1870. Pitched slate roof with carved timber bargeboards. Snecked rubble limestone gable to road, with rubble limestone elsewhere with remains of lime render. Segmental-arched window openings with some brick surrounds and some matchboard external shutters. Timber matchboard pitching door to first floor. Pair of gable-fronted concrete-built warehouses to east.	
S603	Townfields	house'	Detached four-bay two-storey house, built c. 1820, having single-bay single-storey addition to the east and accessed from rear through carriage arch in boundary wall. Pitched slate roof with rendered chimneystacks. Rendered walls. Small one-over-one pane timber sash windows. Traceried pointed window with limestone sill and decorative render lintel to single storey addition.	




S605	Townfields	house'	Detached five-bay two-storey house, built c. 1900, with projecting gabled porch to front and single-storey extension to rear. Pitched slate roof with rendered chimneystack. Lined-and-ruled rendered walls. Square-headed two-over-two pane timber sash windows with stone sills. Segmental-headed door opening with overlight, sidelights and replacement door. Drystone walls with rendered piers and cast-iron gate to front boundary.	
S606	Ballynakill	Ballynakill Castle	Castle - now in ruins	
S608	Ballyhenry	Glebe House	Detached three-bay two-storey over basement former glebe house, built 1814, now in use as private house, with lean-to porches to front and rear. Hipped slate roof with rendered chimneystacks. Lined-and-ruled rendered walls. Square-headed openings having timber sash windows, one double sash and round-headed sash to rear, all six-over-six pane except for some one-over-one pane to rear and three-over-three pane to south gable, and some timber casement, all with cut stone sills. Timber panelled main entrance door approached by limestone steps and has decorative cast-iron bootscraper. Single- and two-storey outbuildings to site with pitched slate and monopitch corrugated-iron roofs.	
S609	Rockforest	Knock Roman Catholic Chapel	Detached gable-fronted church with three-bay side elevations, built 1877, having sacristy to east end and belfry to west. Pitched artificial slate roof with rendered chimney to sacristy and sandstone cross finials to gables. Snecked limestone and sandstone front gable with ashlar sandstone quoins, barges, roughcast elsewhere. Pointed-arched openings, those to front, including belfry, having surrounds of alternate limestone and sandstone blocks. Ashlar sandstone block-and-start surround to sacristy window. Replacement windows with stained glass, and matchboard double doors. Interior has timber A-framed roof and has gallery over entrance end. Stoup to front gable. Rendered walls and piers to site boundary.	
S610	Castletown (Portroe)	Glebe House	Detached two-storey with basement former glebe house with three-bay side elevations, built c. 1820, now in use as house and with recent single-storey addition to south-east elevation. Hipped artificial slate roof with rendered chimneystacks and cast-iron rainwater goods. Roughcast rendered walls with square-headed openings having six-over-six pane timber sash windows, with three-	







			over-three pane to addition, some two-over-two pane to basement, eight-over-eight and six-over-six to rear, all with stone sills, barred to basement. Round-headed door opening with timber panelled door, spoked fanlight and stone step. Former stable block to south-east with pitched artificial slate roof, roughcast rendered walls, square-headed windows, segmental-headed integral carriage arch with timber battened double doors and round-headed doorway with cobweb fanlight in recessed surround	
S611	Castletown (Portroe)	former school'	Detached two-bay single-storey with attic former school, built c. 1820, with projecting gabled porch. Now in use as house. Pitched slate roofs with rendered chimneystacks. Roughcast rendered walls with square-headed openings having stone sills, double six-over-six pane timber sash windows to front and replacement uPVC windows to gables. Triangular window inserted in east gable. Pointed-arched entrance with stone step and timber herringbone matchboard door.	
S612	Castletown (Portroe)	postbox'	Cast-iron post box, c. 1880, with royal insignia of Queen Victoria and crown motif, set in rubble boundary wall.	
S613	Castletown (Portroe)	Castletown Church	Freestanding church with three-stage tower and spire, built c. 1860, now in use as house. Pitched slate roof with rooflights inserted. Ashlar limestone to octagonal spire springing from square upper stage of tower. Ashlar limestone walls with string courses. Graveyard to site.	
S614	Castletown (Portroe)	mausoleum'	Detached mausoleum, built c. 1830, on a box plan. Stands at north end of graveyard. Decorative stepped pitched limestone roof with ornamental blind dormers. Ashlar limestone walls having cornice and plinth. Four-centred arched opening with hood moulding, now sealed with concrete.	





S615	Castletown (Portroe)	Castletown Bridge	Rubble stone bridge with carved/engraved 'milestone'	
S616	Castletown (Portroe)	church'	Ruins of church and graveyard	
S617	Shesharoe	Presbytery	Detached three-bay two-storey former presbytery, built c. 1880, with elaborate flat-roofed front porch, canted bay window to north-east gable and gabled and lean-to single- and two-storey extensions to north-west elevation. Now in use as private house. Hipped artificial slate roof with paired timber eaves brackets and rendered chimneystacks. Smooth-rendered walls with rock faced limestone quoins. Square-headed openings with moulded render surrounds, cut stone sills and one-over-one pane timber sash windows. Porch has three-bay elevation with margined fixed timber windows separated by pilasters, with panels below, moulded cornice, double panelled timber doors in one side elevation and window in other, both flanked by pilasters. Square-headed openings to porch with fixed timber windows having stone sills and timber panelled door having stone step all flanked by render pilasters with render architrave, frieze and cornice above. Outbuilding to north-west with pitched artificial slate roof and rubble walls.	
S618	Cloneygowny	house'	Detached four-bay single-storey house, built c. 1800, with projecting gable-fronted porch and with lower single-bay addition to north-west gable. Pitched artificial slate roof with rendered chimneystacks and carved timber bargeboards to gables. Roughcast rendered walls with render plinth. Square-headed openings with one-over-one pane timber sash windows and stone sills. Timber panelled door. Outbuilding to south-east with pitched slate roof, roughcast rendered walls and square-headed openings having timber windows and timber matchboard doors. Rubble boundary walls with cast-iron railings.	






S619	Garrykennedy	house'	Detached five-bay single-storey former school, dated 1875, with lower gabled porch and recent three-bay single-storey flat roofed rear return. Pitched slate roofs with rendered chimneystacks and cast-iron roof vents. Lined-and-ruled rendered walls with square-headed openings having stone sills and replacement timber windows and with stone plaque to porch gable. Replacement timber door and overlight. Remains of squared stone toilet block to north-east with cut stone walls. Rendered walls to road boundary.	
S620	Garrykennedy	Saint Mary's Roman Catholic Church	ted church, built 1872, with bellcote over front and five-bay nave with lower three-bay single-storey sacristy to south-west corner. Pitched slate roof with cut stone cross finials and bellcote to north-west gable and cut stone cross finial and chimney to sacristy. Rock-faced limestone walls with cut limestone diagonal buttresses to front elevation, sandstone quoins to south elevation and cut limestone quoins and barges to sacristy. Triple lancet stained glass windows to front elevation having chamfered limestone surrounds and hood moulding. Pointed-arched windows to other elevations with diamond glazed windows having chamfered sandstone surrounds. Sacristy has triple lancet windows with chamfered limestone surrounds. Pointed-arched main entrance to church with timber matchboard double doors and overlight in carved limestone doorcase with hood moulding and block-and-start surround. Sacristy has pointed and flat-headed doorways with chamfered limestone surrounds. Open timber arched braced roof to interior of church. Graveyard to site.	
S621	Garrykennedy	former RIC Barracks'	Detached three-bay two-storey former RIC barracks, built c. 1830, now in use as house. Hipped artificial slate roof with eaves brackets and rendered chimneystacks. Rendered walls with square-headed openings having stone sills and replacement uPVC windows. Segmental-headed door opening with timber panelled door and overlight. Cast-iron and timber fence to front boundary.	
S622	Garrykennedy	Portroe National School	Detached multiple-bay single-storey school, dated 1971, with gable-fronted projecting bays to front elevation. Pitched pantile roofs with rendered chimneystacks. Brick walls with render buttresses and stone date plaque. Square-headed openings with timber windows and render surrounds, Square-headed openings with recessed timber panelled doors. Rendered walls with cast-iron gates to road boundary.	





S623	Townlough Lower	Laghtea House	Five bay, two storey house. Hipped slate roof, timber sash windows, wet dash render. Single storey flat roof porch to front elevation	
DPS6 24	Derry Demesne	walled garden and outbuildings'	Remains of walled garden and outbuildings associated with Derry Demesne House (now demolished)	
S625	Derry Demesne	Derry Castle	Rubble limestone tower house in ruins on island just off shore line. Stone causeway leading to island - only accessible when water levels are low	
S626	Derry Demesne	Derry Quay	Inland harbour with coursed dressed limestone quay walls. Originally associated with the Killaloe Slate Quarries.	
S627	Derry Demesne	entrance and gate lodge	Entrance gateway to now demolished Derry Castle, erected c1840, comprising ornate cast-iron vehicular and pedestrian gates with carved limestone plinths and panelled carved limestone piers with decorative barrel-shaped caps. T-plan three-bay single-storey former gate lodge, extended to rear, with pitched artificial slate roof, rendered walls with recessed panel to south gable, shouldered carved limestone doorcase with carved coat of arms and replacement timber door and uPVC windows. Walled garden and some outbuildings a mile to north-east are other remnants of the buildings of Derry Demesne.	
S628	Carrawbane	Curraghbawn House	Detached two-storey house, comprising main block, built c. 1910, with four-bay front elevation with projecting south-most bay with canted bay windows, and with projecting flat-roofed porch; two-bay south elevation with canted bay; lower block of c. 1875 continuing south elevation; and two blocks at right angles to north side of main block. Recent single-storey extensions to south and west elevations. Hipped roofs to main and earlier blocks with some gablets and pitched slate roofs	




			elsewhere, with rendered chimneystacks and with cornice to porch. Lined-and-ruled and roughcast rendered walls with render plinth and with string course to main block. Timber casement windows to main block and one-over-one pane timber sash windows, some two-over-two pane timbers sash to addition and some casements double and tripartite elsewhere, with cut limestone sills. Timber panelled entrance door with overlight. Glazed timber door in canted bay of south elevation. Outbuilding with hipped slate roof, coursed rubble wall, segmental-arched carriage openings and flat-headed window and door openings, all with timber matchboard doors. Remains of walled garden to site.	
S629	Monroe (Newtown)	former church'	Detached three-bay two-storey former school, built c. 1820, converted to Church of Ireland church and gabled entrance porch and chancel added in 1841 and with recent three-bay dormered extension. Now in use as private house. Hipped artificial slate roof with rendered chimneystack. Rubble sandstone walls to front, with dressed quoins and roughcast rendered elsewhere. Date plaque to front wall. Pointed-arched windows to ground and square to first floor, with dressed voussoirs, having replacement uPVC windows and with one timber sash to rear. Pointed-arched door opening with timber matchboard double doors approached by steps. Rubble walls and piers to road boundary.	
S630	Monroe (Newtown)	gates & entrance'	Limestone rubble walls and piers with wheel guards, built c. 1820, with vehicular entrance flanked by pedestrian entrances, with decorative cast-iron gates.	
S631	Monroe (Newtown)	Youghalarra Church	Detached cruciform-plan gable-fronted church, built 1832, with three-bay side elevation to nave, single-bay transepts and with recent single-storey flat-roofed sacristy to north elevation. Traces of former altar area projection in north wall. Pitched slate roofs. Exposed coursed rubble limestone walls with dressed quoins and partly having render plinth. Pointed-arch window openings with cut limestone voussoirs. Y-tracery to metal nave and south end windows, stained glass to transepts and altar end. Slightly ogee-arched side doorways to transepts with cut limestone voussoirs and pointed main doorway in rendered walling, all with replacement timber double doors. Limestone stoup with carved head to east transept doorway. Limestone date plaque to east wall of nave. Rubble limestone walls with metal gates to site boundary.	






S633	Monroe (Newtown)	gates & entrance'	Entrance to house comprising square-plan cut limestone piers with panelled faces, and quadrant walls with limestone and concrete plinth having decorative cast-iron railings and gates, built c. 1860. Rendered wall connects gateway to field gate to east comprising similar piers cut limestone piers. Marble plaque addition to pier.	
S634	Wellington	Nenagh Bridge	Four-arch stone bridge built c. 1725, carrying road traffic over Nenagh River, now disused and bypassed by new road to east. Two round-headed central arches flanked by lower segmental arches. Triangular cutwaters to south. Roughly-dressed cutwaters and voussoirs, limestone rubble elevations and limestone block and rubble parapet walls topped with concrete course.	
S635	Pallas More	house'	Three bay, wo storey dwelling with two storey return. Single storey flat roof porch to front elevation. Single storey attached outbuildings	
S637	Fatthen	Fatthen House	Three bay, two storey dwelling with two storey nays to front and side elevations. Hipped slate roof. Timber sash windows	
S638	Kilcolman	Kilcolman House	Three bay, single storey dwelling with single storey bays to front elevation. Timber sash windows. Cloumned portico to central doorcase. Brick chimney stacks. Stone outbuildings to rear.	
S639	Lahesseragh	Ballintogher House	Three bay, three storey dwelling with two storey addition to side and adjoining storey and a half outbuildings. Singel storey bays to central doorcase with elliptical fan light	





S640	Ballyhogan	Ballyhogan Church	<p>Detached T-plan single-storey church, built 1833, with two-bay elevations to nave, having entrance porches to north and south transepts, recent flat-roofed extensions to east and west, and with freestanding bell tower. Pitched artificial slate roofs. Roughcast and smooth rendered walls. Pointed-arched openings having replacement and stained glass windows. Square-headed openings having replacement doors. Bell tower of rendered masonry with stepped concrete base and gabled top. Rendered walls and piers to site boundary.</p>	
S641	Killowney Little	Hermitage	<p>Detached former country house, built c.1770, with three-bay two-storey over half-basement front façade and five-bay rear façade. Now in use as private house and undergoing renovations. Hipped slate roof with rendered chimneystacks. Square-headed openings with timber sash windows, six-over-six pane with three-over-three to basement, with cut limestone sills except for rear of basement. Elliptical-headed door opening with timber panelled door, fanlight and sash sidelights. Flight of stone steps up to door. Outbuildings to site. Three-bay lodge to site entrance with advanced central bay, hipped slate roof, rendered roughly-dressed limestone walls.</p>	
S642	Cloonmore	Saint Michael's Church of Ireland Church	<p>Detached single-cell church with four-bay elevations to nave, vestry to north, and two-stage tower to west, built 1815, now a ruin. Roofless, with crenellations and pinnacles to tower. Rendered walls with dressed limestone diagonal buttresses to corners, string courses to tower, and pilaster buttresses to south elevation of nave. Pointed-arched window openings with Y-tracery, hood mouldings and stone sills. Pointed-arched louvred and square-headed window openings in tower, latter with triple casement lights, with hood and label mouldings. Pointed-arched door opening to tower with cut limestone clustered jambs, imposts and timber battened double doors and overdoor. Graveyard to site, bounded by stone wall with dressed stone piers and cast-iron gates.</p>	
S643	Lisnamoe	bridge'	<p>Three-arch stone bridge. Roughly-dressed voussoirs, limestone rubble elevations and limestone block and rubble parapet walls.</p>	





S644	Islandbawn	Liffey Mills	Formerly detached eight-bay four-storey former mill, built c. 1820, now in use as drying store, with four-bay extension to south and recent steel-clad extensions to gables. Pitched roof. Broken coursed limestone walls. Square-headed openings having double timber sash windows and boarded up door openings, with brick surrounds. Large door openings inserted, with concrete surrounds. Retains interior features.	
S645	Tyone	Tyone Bridge	Triple-arch bridge carrying road over Nenagh River, built c. 1830, with segmental-headed arches and with triangular cutwaters to south. Rusticated limestone walls and parapet with dressed limestone coping, string course, cutwaters and voussoirs and with pilasters to ends of bridge. Some brick repairs to soffits.	
S646	Tyone	house	Formerly detached four-bay two-storey house, built c. 1800, with flat-roofed bow-fronted porch to front, connected with recent extensions to outbuildings. Pitched artificial slate roof with rendered chimneystacks. Pebbledashed walls with render plat bands and plinth. Dentil course to porch. Square-headed openings with replacement uPVC windows. Fixed windows and replacement door to porch. Single-storey pitched outbuildings to site. Decoratively-rendered walls and piers to site boundary.	
S647	Ballygasheen	house	Three bay, two storey dwellign with hipped slate roof and two storey return to rear. Replacement uPVC windows. Religuous statues attached to side of dwelling	
S648	Kilkeary	house	Detached three-bay two-storey house, built c. 1915, with gablet over central bay and with single-storey bay addition with dormer window to east and single-storey extensions, one recent, to rear. Hipped slate roofs with brick chimneystacks and finial to and carved bargeboard to gablet. Pebbledashed walls with render plat bands, plinth and channelled quoins. Round-headed opening with keystone over entrance and square-headed elsewhere, with timber sash windows, one-over-one pane to front and two-over-two pane to rear, all with moulded render surrounds and with cornices to ground floor. Timber panelled door having overlight, sidelights and decorative render surround. Outbuildings to yard to east and round-profile dressed limestone piers with wrought-iron gates.	






S649	Kilkeary	Kilkeary National School	Detached six-bay single-storey school built 1949, with clerestorey and lower flat-roofed block to rear, with entrance porches at north-east and north-west angles. Pitched slate roof with rendered chimneystacks. Roughcast rendered walls with render plinth. Square-headed openings with six-over-six pane timber sash and some replacement uPVC windows and timber doors. Rendered walls with stiles and metal gates to site boundary.	
S650	Grennanstown	Grennanstown House	Detached six-bay two-storey over half basement house, built c. 1800, but incorporating fabric of late-seventeenth century house. Two-bay breakfront with three-bay entrance porch with flat roof and rendered brick walls, now disused. Pitched slate roof, partly collapsed, with rendered chimneystacks. Rendered walls with render quoins. Square-headed window openings to main block and porch, with moulded render surrounds, with one-over-one pane timber sash windows. Square-headed door opening with evidence of removed block-and-start doorcase. Single-storey outbuildings to site with segmental-headed openings.	
S651	Grennanstown	Church of Saint Joseph Roman Catholic Church	Detached T-plan gable-fronted church, built 1845, with recent glazed porch, with sacristy addition to north-east corner and recent boiler room with chimney to east. Pitched slate roofs with carved limestone cross finial over main entrance. Roughcast rendered walls with rendered quoins. Pointed-arched openings with replacement uPVC windows. Stained glass triple light to altar end. Elliptical-headed door opening with spoked fanlight and replacement timber double main and transept doors, the latter slightly pointed and with blind fanlights. Collared truss roof and corinthian columns flanking altar recess. Graveyard around building. Rendered walls and piers to site boundary.	
S652	Lisduff	Lisduff House	Detached five-bay two-storey house, built c. 1800, with balustraded breakfront with brick roundels and lower two-storey return to rear. Hipped slate roof with rendered chimneystacks. Exposed limestone rubble front and gable walls with dressed quoins and rendered to rear and return. Square-headed brick-arched window openings to first floor with mullioned timber sash windows with trefoil-headed lights, four-light over entrance flanked by three-lights, with seven-lights to ground floor, latter also having trefoil-headed overlights, and all set into flattish segmental-arched recesses with stone sills and brick jambs. Round-headed door opening with brick voussoirs flanked by blind niches and having timber panelled door with ornate spoked fanlight, having limestone steps. Single-storey and lofted outbuildings to rear, one with carriage arch having dressed stone voussoirs.	







			Derelict two-bay two-storey lodge has pitched slate roof, rendered walls and square-headed openings.	
S653	Coolkereen	River Glebe House	Detached former L-plan rectory, built c. 1820, comprising three-bay two-storey front elevation and two-bay two-storey over half-basement elsewhere, with lower two-bay two-storey monopitched and flat-roofed entrance block added to front. Now in use as private house. Hipped slate roofs with rendered chimneystacks with limestone copings. Roughcast rendered walls. Square-headed timber sash windows, six-over-six pane, with three-over-three to first floor of front, with limestone sills. Round-headed window to east elevation, and rear ground floor windows lengthened. Replacement timber door in recessed doorway with ornate fanlight and limestone steps. Rubble limestone outbuildings, that to south with hipped slate roof, that to west with pitched slate roof, dressed quoins and surrounds and voussoirs to openings. Gate lodge with hexagonal plan and fishscale slate roof, and decorative cast-iron railings, piers and gates to site.	
S656	Coolkereen	Church of Ireland	Detached church, built c. 1810, having two-stage entrance tower to the west, three-bay nave and with vestry to north-east. Now disused. Pitched slate roofs, with crenellations and pinnacles to tower and with cut limestone finials to gables. Rendered walls having limestone quoins and plinth and with stringcourses to tower. Snecked limestone rubble with chamfered dressed quoins to second stage of tower. Lancet and pointed-arched window openings with timber sash fifteen-over-fifteen pane windows, those to centre bays having Y-tracery and double timber sash windows, all having cut limestone sills, hood mouldings and chamfered surrounds. Y-tracery and stained glass to east window. Four-centred arched opening in tower with decorative timber panelled door in chamfered surround with label moulding. Graveyard around church. Carved limestone piers with decorative cast-iron gates to site boundary.	
S657	Ballynanagh	Presbytery	Detached three-bay two-storey presbytery, built c. 1875, with two-storey flat-roofed addition to rear and later entrance porch to front. Steeply-hipped slate roof having cast-iron cresting and rendered chimneystacks. Rendered walls with niche with religious statue set in west elevation. Square-headed window openings with replacement uPVC windows with stone sills. Replacement door.	






S658	Aghnameadle	Aghnameadle Bridge	Triple-arched rubble limestone bridge, built c. 1780, carrying road over Ollatrim River. Segmental arched with dressed voussoirs, coping, and with V-cutwaters to east.	
S659	Honeymount	Honeymount House	Three bay, two storey dwelling with L-plan two storey return to the rear. Hipped slate roof. Timber sash windows. Single storey porch to front, single storey bay to side. Stone outbuildings. Lodge to southern entrance and derelict stone lodge (with gothic style windows) to northern entrance.	
S660	Summerhill	Holywell Mill	Detached four-bay three-storey former mill, built c. 1780, now derelict. Remains of pitched slate roof. Limestone rubble walls. Square-headed window openings with roughly-dressed stone lintels. Square-headed doorway with roughly-dressed stone voussoirs. Recently renovated	
S661	Mount Frisco	St Cronans National School	Detached four-bay single-storey former school, built c. 1890, with single-bay single-storey entrance porches to north and south gables. Now disused. Hipped slate roof with dressed limestone chimneystack. Pitched slate roofs to entrance porches. Roughcast rendered walls, with limestone plaque to front wall. Square-headed openings, some having surviving double nine-over-nine pane timber sash windows, with limestone sills. Timber matchboard doors. Braced collared rafter roof.	
S662	Clonakenny	Rourkes	Formerly detached three-bay two-storey former house with gablets to partly-dormer upper windows, built c. 1870, with three-bay single-storey extension to south, and incorporating neighbouring two-storey house to north. Flat-roofed entrance porch with render cornice to front. Pitched slate roof with rendered chimneystacks. Lined-and-ruled rendered walls with quoins and plinth. Elliptical-headed and some square-headed one-over-one pane timber sash windows with decorative render surrounds. Square-headed glazed timber door with decorative render surround.	






S663	Clonakenny	St Brigid's Roman Catholic Church	Detached gable-fronted church, built 1899, having six-bay nave with side porch to south, single-bay chancel, sacristy to north-west, extended c. 1981 and belfry to east gable. Pitched slate and artificial slate roofs with carved stone crosses and cut stone copings. Pebbledashed walls to nave and smooth rendered to chancel, having brick quoins and surrounds to round-headed openings. Limestone plaque at side porch. Rock-faced limestone bellcote with round-arched bell opening and carved cross finial. Stained and coloured glass windows and timber matchboard doors. Open timber collared arched-brace roof. Sandstone rubble boundary walls with rock-faced limestone piers and decorative cast-iron gates.	
S664	Mien	Garrets Mill	Detached three-bay two-storey former mill, built c. 1800, now in use as outbuilding. Pitched slate roof. Rubble limestone walls with dressed quoins, eaves course and surrounds to openings. Square-headed openings with fixed timber windows having stone sills and glazed timber door with stone lintel.	
S665	Skehanagh	Skehanagh House	Detached L-plan two-storey house, built c. 1920, with three-bay front and five-bay return elevations, canted end bays and glazed timber entrance porch to front façade. Hipped slate roof with terracotta ridge tiles with finials and with brick chimneystacks. Roughcast rendered walls with decorative render quoins and platbands. Square-headed one-over-one pane timber sash windows with decorative render surrounds and continuous sill courses, central window to upper storey of front having triangular pediment and those of side elevations having label mouldings. Square-headed main door opening having timber panelled double doors with sidelight and overlight and with timber glazed panelled outer door with steps. Outbuildings to yard to north. Gate lodge built c. 1940 with pitched artificial slate roof with terracotta ridge cresting, brick chimneystacks and square-headed openings with label mouldings. Rendered dressed limestone piers having wheel guards and decorative cast-iron railings to entrance to east.	
S666	Killough	lodge'	Detached three-bay single-storey former gate lodge, built c. 1880, with attic storey, having lower gabled single-storey extension to north gable and gabled porch to front. Pitched pantile roofs with brick chimneystack and replacement carved timber bargeboards having timber finials. Rubble sandstone walls with dressed limestone quoins. Square-headed openings with brick surrounds, having two-over-two pane timber sash windows with stone sills and replacement timber half door.	






			Sandstone wall to rear yard. Rendered piers and walls to west.	
S667	Killough	house'	Detached formerly L-plan single-storey with dormer attic cottage ornée, built 1880, with three-bay main block, extended to east to form a U-plan in 1887, with projecting stepped-plan porch to west gable, projecting bay windows and later entrance porch to north and single-storey monopitch outbuilding to north. Steeply-pitched tile roofs with dressed limestone and brick chimneystacks and decorative eaves and bargeboards, latter having finials. Roughly-dressed limestone walls having decorative render imitation half-timbering to gables, that to west having date and terracotta tiles to upper south and west façades. Square-headed openings with replacement timber and some one-over-one pane timber sash windows and with timber panelled double doors and with timber lattice windows to porches. Multiple-bay single-storey L-plan outbuilding to north with hipped tiled roofs, rendered walls and square-headed openings. Masonry piers and walls to yard entrance with cut stone caps with ball finials, and rendered piers and walls to site boundary.	
S668	Cullenagh	Lakeside House	Detached L-plan seven-bay two-storey house, built c. 1885, having projecting canted bay to south-east, double-height flat-roofed entrance porch to north-west and single-storey flat-roofed extension to north-east. Hipped slate roofs having brick chimneystacks and carved timber brackets to eaves. Rendered walls with render quoins. One-over-one pane timber sash windows and glazed timber door.	
S669	Cullenagh	Station House	Detached two-bay two-storey former station master's house, built c. 1860, now substantially extended in all directions and in use as private house. Pitched artificial slate roofs with rendered chimneystacks, replacement bargeboards and finials, and moulded eaves course. Red brick walls with limestone ashlar quoins and moulded brick string course. Square-headed replacement uPVC windows. Red brick piers to entrance.	
S670	Cullenagh	Galloping Hogans	Detached nine-bay single-storey former railway station, built c. 1860, with projecting five-bay block and subsidiary blocks to east and west, now with dormer storey and in use as restaurant. Pitched slate and artificial slate roofs with timber bargeboards and ashlar limestone chimneystack. Snecked rubble limestone walls having limestone ashlar quoins. Square-headed replacement timber windows with brick surrounds. Canted bay window to south-east gable.	





S671	Ballina	Ferns Hollow	Detached multiple-bay three-storey house, built c. 1830, with subsidiary blocks to the north. Hipped slate roof with rendered chimneystacks. Coursed rubble sandstone walls with dressed sandstone quoins. Square-headed timber sash windows and one round-headed to rear elevation, two-over-two pane to ground and second floors and six-over-six pane to first floor. Outbuildings to site. Stone walls and piers to site with wrought iron gates flanked by pair of mature trees.	
S672	Cullenagh	Killaloe Bridge	Thirteen-arch road bridge over River Shannon, built c. 1770. Comprising five segmental arches to west, built c. 1780, with seven wider and higher segmental arches to the east, replaced 1843, with lifting bridge between the fourth and fifth of these, added 1929. Five central arches had been rebuilt 1825. Six pedestrian refuges to north and south parapets walls of west end of bridge, and triangular cutwaters to south side. Rubble limestone and ashlar walls and parapets with roughly dressed coping. Ashlar limestone cutwaters and voussoirs. Commemorative plaque to partial rebuilding of 1825 and ornate IRA monument to north parapet.	
S673	Ballina	post box'	Wall-mounted cast-iron post box, erected c. 1940, with P & T insignia.	
S674	Ballina	Church of Our Lady and Saint Lua	Detached cruciform plan gable-fronted church, built c. 1845, with three-bay entrance gable, two-bay nave and chamfered re-entrant corners, having limestone bellcote to chancel with cross finial and single-storey sacristy to east end. Pitched copper sheet roofs. Sandstone rubble walls and with snecked limestone walls to west end. Pointed-arched openings with stained glass windows and replacement doors. Retains interior features.Graveyard to site.	
S675	Ballina	Parochial House	Three Bay, two storey house with single storey bays flanking central doorcase with elliptical fan light. Arched central window at first floor level. Replacement PVC windows	
S676	Ballina	house'	Three bay, two storey house on main street with elliptical fan light over door	





S677	Garrynatineel	Garryneal	Dormer dwelling with central gable breakfront. Steep pitched roof with one dormer window	
S678	Garrynatineel	Gortna House	Two storey dwelling house with later attic addition with mansard roof. Red brick with rubble stone. Single storey porch to central front.	
S679	Garrynatineel	Fort Henry	Two storey, multiple bay dwelling. Rubble stone with brick to windows. Double height bay to Shannon elevation. Extensive outbuildings with thatched cottage in the grounds adjoining walled garden	
S680	Garrynatineel	Fort Henry Lodge	Single storey, three bay lodge house with coursed stone. Pitched slate roof with red ridge tiles. Return to rear. Stoen lintol and cill. Reecently renovatd.	
S681	Gortnaskehy	Bushfield House	Three bay, two storey dwelling. Extensive stone outbuildings with cobbled yard	
S682	Coolnadornory	Coola House	Five bay, two storey dwelling with stone outbuilding	







S683	Coolnadorory	Coola Level Crossing	Level Crossing for a former/dismantled railway line	
S684	Coolnadorory	house'	Cottage style dwelling associated with the now dismantled railway line and level crossing.	
S685	Curraheen (Shallee)	house'	Three bay, two storey dwelling with hipped slate roof. Single storey, flat roof, porch. Stone outbuildings to rear of dwelling	
S686	Shallee	Shallee Mine	Ruins of detached multiple-bay three-storey former engine house with chimney, c. 1900. Roof gone. Rubble limestone walls, square-headed openings. Two-stage chimney with polychrome brick walls and decorative coping. Former mine structures, built c. 1975, now disused. Mass concrete walls. Detached four-bay two-storey house, built c. 1900, now disused. Pitched slate roof. Rendered walls. Square-headed window openings with decorative render surrounds, round-headed door opening with spoked fanlight and decorative render surround. Single-storey stone outbuildings to site with pitched corrugated-iron roofs and square-headed openings.	
S687	Ballygowan South	water pump'	Cast-iron water hydrant, c. 1870, with a fluted shaft and cap, banded neck and acorn finial.	




S688	Cloonanagh	Our Lady of Lourdes Roman Catholic Church	Detached cruciform plan gable-fronted church, built c. 1975, having three-bay entrance elevation with belfry, six-bay nave elevation, and single-storey sacristy and domed semi-circular apse. Pitched slate roofs with metal-clad roof to apse and with pebbledashed chimneystack. Pebbledashed and sandstone clad walls. Paired stained glass lancet windows and with gabled dormer windows to entrance block. Round arched door openings with timber matchboard double doors. Pointed-arched concrete ribs to roof. Sandstone walls and metal gates to site boundary	
S689	Ballygowan South	Silvermines Cottage	Detached three-bay two-storey former mine manager's house, built c. 1850, with two-storey return and single-storey gabled and lean-to extensions. Now in use as private house. Hipped slate roofs with rendered chimneystacks and cast-iron rainwater goods. Lined-and-ruled rendered walls with render quoins and render plinth. Square-headed two-over-two pane timber sash windows with stone sills. Round-headed door opening with timber panelled door with panelled pilasters and fanlight. Sandstone rubble walls with square piers surmounted by carved lions.	
S690	Ballygowan South	engine house'	Ruins of two-bay multiple-storey square-plan engine house, built c. 1880 having no roof, rubble walls and round-headed openings with brick voussoirs. Ruins of zinc oxide furnace and engine house to west.	
S691	Ballynaclogh	Debsborough House	Extensive courtyard of stone buildings with cut stone voussoirs to carriage arches. Cast iron gutter with date stamp 1864	
S692	Ballynaclogh	bridge	Four-arch humpback limestone road bridge over Nenagh River, north-east-most arch serving millrace, built c1700 and widened c1750. Comprises segmental arches to north-west elevation with roughly-dressed voussoirs and variously round, slightly-pointed round and pointed segmental arches to south-east elevation. Rubble parapets, having three V-plan refuges to south-west side on V-plan cutwaters. Straight joint to underside of bridge is evidence of widening towards north-west.	





S693	Ballynaclogh	mill'	derelict & ruinous corn mill. Mill race operational	
S694	Ballynaclogh	entrance and gates'	stone piers and cast iron gates with carriage stone. Entrance to the former Debsborough House	
S695	Mountisland	Brindley Bridge	Single-arched road bridge over River Dolla, built c. 1880. Rubble limestone walls with roughly-dressed rectangular-profile limestone piers having cut stone caps and with cast-iron railings to parapet.	
S696	Cloghonan	Castle Ottway	Ruins of detached seven-bay two-storey over half-basement country house with three-bay pedimented breakfront, built c. 1750, and having four- and- five-storey medieval towerhouse rebuilt in nineteenth-century with three-storey elevations, with turret, to rear. Roofless, with rendered brick chimneystacks to house and multiple offset limestone stack to towerhouse. Castellations, machicolations and corbel tables to towerhouse. Roughly-dressed limestone walls, slate hung to rear and south-west gable, with brick eaves course and ashlar quoins and plinth. Square-headed openings with limestone voussoirs and sills. Pointed-arch openings, some blocked, with ashlar limestone voussoirs and keystones and limestone sills to tower. Square-headed opening to entrance with carved limestone engaged Doric columns, entablature and pediment. Remains of limestone steps leading to entrance. Castellated walls with alternating round and rectangular openings with integral carriage-arch and castellated mock gatehouse to south-west.	
S697	Blakefield	Gortagarry Roman Catholic Church	Detached T-plan gable-fronted church, built 1843, with two-bay side elevations to nave, and single-bay transepts. Pitched slate roofs with cross finial to entrance front. Roughcast rendered walls with render plinth and with limestone date stone to north-west gable. Triangular-headed stained glass windows to all gables and pointed-arched elsewhere with render surrounds and replacement uPVC windows. Stained glass window over altar, with marble altar and rails. Square-headed entrance opening having timber battened double doors with mosaic panel above.	





			Interior has recent ceiling. Rendered boundary walls with wrought-iron gates to south. Single-bay single-storey render limestone outbuilding to south-east. Graveyard surrounds church.	
S698	Kilduff	dam'	Concrete dam, built c. 1940, across mountain stream, having iron railings to walkway along top. Rectangular concrete compartmentalized salmon pools to south-east.	
S699	Clonmore	Saint Ann's Roman Catholic Chapel	Detached gable-fronted church, built 1832, comprising three-bay entrance façade, three-bay side elevations to nave, single-bay transepts and canted apse with sacristy to west. Pitched slate roofs having ashlar limestone bellcote with cross finial to front gable and having rendered chimney to sacristy. Roughly-dressed limestone walls to front gable with cut stone buttresses, roughcast rendered elsewhere except under windows where rubble limestone is exposed, having roughly-dressed limestone details. Pointed arch window openings with Y-tracery, ashlar limestone sills, hood mouldings and stained glass windows. Lancet windows flanking altar and elaborate tracery to windows in apse, transept gables and upper front gable. Sacristy has four-centred arch windows with label mouldings. Pointed arch ashlar limestone main door opening with hood moulding, continuous with flanking former doorways now windows, with stone date plaque above. Marble column to two-arch arcades of transepts. Rubble limestone boundary walls with cut limestone gate piers and cast-iron gates.	
S700	Killawardy	house'	Detached four-bay two-storey house, built c. 1760, with windbreak addition to front and flat-roofed extension to south. Lobby-entry plan. Pitched slate roof with rendered chimneystacks. Roughcast rendered walls. Two-over-two pane timber sash windows to first floor and replacement to enlarged ground floor openings. Square-headed door opening with replacement door. Single-storey outbuildings to north and south, forming courtyard with house, having pitched slate and corrugated-iron roofs and roughcast rendered walls. Rendered walls with metal gates to road boundary.	
S701	Sandymount	folly tower'	Freestanding circular-plan three-stage castellated folly tower, built c. 1850, with remains of walls to north and south. Roughly-dressed rubble limestone walls with cut limestone corbelled parapet. Square-headed openings with cut limestone voussoirs.	




S702	Gorteendangan	Castleleiny Roman Catholic Church	<p>Detached cruciform-plan gable-fronted Roman Catholic church, built 1830, with two-bay nave, single-bay transepts having projecting entrance porches and with recent sacristy to west. Pitched slate roofs with ridge cresting, cut limestone cross finials and with cut limestone bellcote to east gable. Roughcast rendered walls with rendered quoins. Exposed roughly-dressed limestone walling to east gable with limestone plaques. Pointed arch traceried window openings to nave and transepts, lancets to side walls of altar end, with limestone sills and stained glass windows. Four-centred window to front gable with limestone voussoirs. Four-centred arch main door opening with limestone voussoirs and jambs. Timber matchboard double doors to all entrances, flanked by small pointed windows to main entrance and with raised cut limestone surrounds to lean-to transept porches. Highly ornate reredos comprising central columns and pilasters supporting entablature with decorative devices above, flanked by decorative plaster detailing to altar wall and approached by steps to marble altar. Coffered timber ceiling with decorative rose to crossing. Lawns around church and rubble limestone boundary walls and gate piers with cast-iron gates to road frontage. Parish hall to south side of grounds.</p>	
S703	Gorteendangan	water pump'	<p>Cast-iron water pump, erected c. 1870, with banded shaft, having fluted neck and cap with pointed finial, fluted spout with bucket grip and cow's tail pumping arm. Set into concrete at roadside.</p>	
S704	Castleleiny	handball alley'	<p>Handball alley, built c. 1930, now disused. Coursed mass concrete walls, buttressed to east end with stepped sides, with remains of iron netting supports.</p>	
S705	Birdhill	Parteen Villa	<p>Three bay, two storey dwelling, two bay deep with basement to rear. Hipped slate roof and cut stone pedimented dorrcease. Extensive stone outbuildings.</p>	





S706	Birdhill	Parteen Weir	Built to facilitate regulation of waterflows for Ardnacrusha dam	
S707	Birdhill	Milestone	Triangular-profile painted stone milestone, c.1780, inscribed on two sides and top. Inscriptions read 'Nenagh 11/Limerick 8/Dublin 105'.	
S708	Birdhill	signal box'	Detached two-bay two-storey signal box, built c. 1890. Hipped slate roof with rendered chimneystack. Rusticated limestone ground floor with cut limestone string course and with render and brickwork to first floor. Replacement uPVC windows with concrete sills. Replacement glazed timber door and steel steps to north-east elevation.	
S709	Birdhill	Birdhill Railway Station Bridge	Single-arch rock-faced limestone railway bridge, built c. 1860, skewed to carry roadway over railway tracks. Elliptical arching comprising diagonally-laid squared snecked limestone over rock-faced walling and with dressed limestone coping to rock-faced parapets.	
S710	Birdhill	water pump'	Cast-iron water pump, c. 1870, with banded cylindrical shaft, fluted domed cap with pointed finial, fluted spout with plain bucket grip and curved cow's tail pumping handle. Inscribed 'John Collins Ltd. Shop Street. Drogheda'	
S711	Birdhill	Browsers	Detached three-bay two-storey former RIC barracks, built c. 1820, with two-bay side elevations and having gabled porch additions to front and to north gable. Now in use as retail outlet. Hipped M-profile slate roof with stone eaves course and rendered chimneystack. Rubble limestone walls with dressed voussoirs over windows. Two-over-two pane timber sash windows with stone sills and with external timber shutters. Round-headed arch over central doorway partially blocked. Rear part opened out and double-height glazed extension added. Pair of cast-concrete bollards at entry marked 'Jacob Clonmel 1847'.	





S712	Birdhill	Matt the Threshers	<p>Detached multi-phase house, built c. 1890, now also in use as public house. Comprising of four-bay two-storey block with gablets to first floor and canted bay window to ground, with slightly-higher single-bay block to west end with shopfront and connected to three-bay two-storey former coach house by means of seven-bay single-storey block. Pitched slate roofs with carved timber bargeboards to gablets and having rendered chimneystacks. Rendered walls. Timber sash windows throughout, mainly two-over-two pane, with one-over-one to central bay and three-over-three to west addition, and timber battened front entrance door. Carriage arch to former coach house with timber battened doors and with stone steps to upper floor.</p>	
S713	Rossfinch	Saint Joseph's Roman Catholic Church	<p>Detached gable-fronted church, built c. 1890, with four-bay side elevations to nave, sacristy to north-east and with polygonal apse to east. Pitched slate roof, hipped to apse, with decorative banding, ornate cast-iron ridge cresting and with cut limestone belfry and cross finial to gable front. Projecting cut limestone chimneystack to sacristy. Dressed yellow sandstone walls with buttresses to gable front and to nave and with cut limestone plinth and quoins and with platbands to gable front. Chamfered cut limestone surrounds to window and door openings, with red sandstone voussoirs above hood mouldings. Three-light lancet window to gable front, with stained glass. Pointed arch lancets to nave and chancel. Triple square-headed light to sacristy. Pointed arch main entrance with replacement timber double doors and overlight, flanked by trefoil windows, all with hood mouldings and linked by platband. Side entrance at west end of north wall has limestone overdoor with carved cross. Exposed arch-braced king-post truss roof to interior. Carved marble reredos. Timber gallery to entrance end. Decorative cast-iron entrance gates and railings and with graveyard to site.</p>	
S714	Rossfinch	Ryans	<p>Single storey public house with two porched entrances. Thatched roof.</p>	






S715	Ballynahinch	house'	Six bay, two storey dwelling with pitched roof. Single storey porch to central front elevation. Decorative plasterbands. Stone outbuildings to side and rear	
S717	Munnia	house/former RIC barracks'	Detached three-bay two-storey former RIC barracks, built c. 1845, now in use as house. Pitched slate roof with rendered chimneystack. Two-storey guardhouse projection to south-east corner with monopitch roof, battered walls and having loops. Possible original second guardhouse at north-west corner extended and has catslide roof and recent hipped extension to north-west. Coursed rubble sandstone to south-east gable and to guardhouse, rendered walls to remaining elevations. Painted moulded architrave to entrance doorway with timber panelled door. Square-headed openings with replacement uPVC windows. Rubble stone outbuildings forming courtyard. Square-profile piers to vehicular and pedestrian entrance gates.	
S718	Garraunbeg	Ciamaltha House Lodge	Detached gable-fronted L-plan single-storey with dormer floor gate lodge, built c. 1880, now disused. Canted bay windows to north and east with flagstone roofs. Pitched fish-scale slate main roof with dressed stone chimneystack and decorative terracotta chimney pots. Roughly-dressed coursed snecked sandstone walls with dressed sandstone quoins. Chamfered cut sandstone block-and-start surrounds to windows, and to doorway in south gable. Mainly two-light windows with canted four-light cut stone bay window to south and rectangular three-light to north. Set behind dressed snecked sandstone quadrant walls with square-profile gate piers having plinths and pyramidal capstones and steel gates.	
S719	Garraunbeg	Ciamaltha House	Detached T-plan two-storey over basement Gothic-revival former hunting lodge, built 1834, comprising two-pile four-bay main east-west block and slightly-lower three-bay block to south. Advanced central bays to east side of south block and north side of main block, with canted bay window in north elevation to ground and basement, polygonal porch to north-west, and glazed timber lean-to conservatories to south and east elevations. Currently being renovated. Pitched slate roofs with carved timber bargeboards and dressed and cut limestone chimneystacks. Exposed roughly-dressed sandstone walls, rendered to north elevation, having dressed sandstone quoins. Date stone to west elevation. Camber-arched openings with timber two- and three-light mullioned windows, having cut sandstone voussoirs, block-and-start surrounds and label mouldings. Porch has channelled ashlar quoins, Tudor-arch doorway with carved trefoil motif above, pointed windows, glazed timber panelled door and remains of second doorway. East conservatory has lead	






			roof, gabled over doorway with carved timber barge boards and finial, glazed sides on concrete plinth and accessed by flight of steps. Older north conservatory has double round-headed windows separated by mullions on rubble sandstone plinths, with glazing over and having timber double panelled doors with gablet above with spoked overlight and carved barge boards with timber finial. Ashlar sandstone steps to west leading to basement which has sandstone flag floor to barrel-vaulted store rooms.	
S720	Garraunbeg	Almshouses	Single storey, pitched roof building divided into six separate units with dressed stone chimneystack and decorative terracotta chimney pots. Roughly-dressed coursed snecked stone walls with dressed stone quoins. Chamfered cut sandstone surrounds to windows and mullions.	
S721	Birdhill	Church of Our Lady of the Wayside	Detached gable-fronted church, built c. 1890, with four-bay side elevations to nave, sacristy to north-east with recent extension, and polygonal apse. Pitched slate roof, hipped to apse, with cast-iron rainwater goods and having cut limestone belfry to gable front. Coursed snecked sandstone walls with cut limestone to window and door openings and to quoins. Chamfered pointed arch block-and-start surrounds to openings. Lancet windows to nave, tripled to gable front, with stained glass. Alternate sandstone and limestone voussoirs above gable front openings and blocked side door of south wall. Main entrance has replacement timber double doors and overdoor. Shouldered arch doorway to sacristy. Exposed arch-braced queen-post truss roof to interior. Carved timber gallery to entrance end. Cast-iron entrance gates in rubble limestone boundary wall.	
S722	Thornhill	Thornhill House	Two Storey dwelling, hipped slate roof. Two storey return to rear with single storey lean-to.	
S723	Ballykinlalee	Gotraska	Three bay, two storey dwelling, hipped roof with brick chimneys. Double central elipitcal windows with hooded mouldings. Single storey porch/breakfront to front elevation with elipitcal window and hooded moulding.	






S724	Drumbaun	Glebe House	<p>Detached single-storey with dormer floor former glebe house, built c. 1880, now in use as private house. Comprises three-bay single-and two-storey front block with advanced gabled end bay, shorter two-storey middle block with gable-fronted projecting block at right angles. Hipped porch built into angle of front elevation. Pitched and hipped slate roofs with brick eaves course and decorative timber bargeboards. Snecked broken-coursed dressed sandstone to front elevation and exposed rubble sandstone to rear, with dressed limestone quoins. Square-headed openings with cut limestone block-and-start surrounds, two-over-two pane timber sash windows and limestone sills. Timber-framed entry porch on cut limestone plinth with scalloped shingle cladding, mullioned timber windows and limestone steps. Stone gate piers to courtyard with plinths and capstones, and stone entrance gate piers with cast-iron gates. Detached four-bay two-storey stable block, now part-house, part-stable, to rear of house, with integral segmental brick-arch. Hipped slate roof. Rubble limestone walls with brick jambs and arches to some windows and doors. Replacement timber windows and timber and glazed door with paned overhead. Carriage arch now glazed.</p>	
S725	Garraunbeg	Gurraunbeg House	<p>Three bay, storey and a half rubble stone dwelling with stone outbuildings (derelict)</p>	
S726	Garraunbeg		<p>Stone, semidetached cottages with cut stone quoins. Central gable detail with Lord Bloomfield crest set under the central gable with the letter 'B' and the date '1874'.</p>	





S727	Cragg	Cragg House	<p>Detached two-pile three-bay single-storey with dormer floor house, built c. 1880, with lower three-bay two-storey block to rear of west end. Gabled porch projection to middle bay and gabled ends with projecting chimneystacks to north elevation. Pitched slate roofs with decorative timber bargeboards with finials and cut limestone chimneystacks with single, paired and tripled round-profile chimneys. Rendered walls. Square-headed openings with single, double and paired one-over-one pane timber sash windows, latter with combined sills. U-plan layout of former stable blocks comprising L-plan single-storey blocks flanking central three-bay two-storey block, latter with integral segmental carriage arches and whole now converted to dwellings, with pitched slate roofs, gabled dormers and snecked dressed limestone walls. enclosing wall with gate piers. Limestone entrance gate piers with stone caps.</p>	
S728	Drumbaun	Drumbaun House	<p>Three bay, two storey dwelling with hipped roof. Single storey central porch to front elevations. Courtyard of stone outbuildings to rear</p>	
S729	Barna	Barna House	<p>Four Bay, two storey dwelling with single storey porch to central front. Hipped slate roof, one over one timber sash windows. Courtyard of stone outbuildings to rear.</p>	
S730	Oakhampton	Oakhampton House	<p>Detached three-bay two-storey house, with projecting gabled central bay, built c. 1820, with earlier lower four-bay two-storey house, c. 1760, at right angles to rear. Pitched slate roofs, reconstructed to front block, with rendered chimneystacks and with stone eaves course to rear block. Exposed rubble sandstone walls with dressed quoins and voussoirs to openings. Square-headed openings with six-over-six pane timber sash windows and glazed timber door. Recent single- and two-storey additions to south gable. Courtyard to rear of house has detached six-bay two-storey stable block with pitched slate roof, exposed sandstone walls and square-headed openings with replacement timber windows and doors. Three-bay single-storey rubble sandstone outbuilding to south-east of house with integral carriage arches. Single-storey stone pavillion with hipped slate roof built c. 2000 connected to north-east of main block with flanking arched stone wall. Rubble</p>	






			limestone boundary walls with square-profile gate piers with plinths and flat caps, topped by carved stone eagles.	
S731	Clonygaheen	Killoscully Roman Catholic Chapel	Detached gable-fronted church, built 1874, with four-bay nave with single-bay chancel, two-bay transept to north-east with gabled porch, and with two-bay flat-roofed porch addition to south-west. Pitched slate roofs with ashlar limestone bellcote. Exposed roughly dressed snecked sandstone masonry to west elevation having limestone dressings and quoins. Roughcast rendered walls elsewhere, with buttresses to west end of nave elevations. Lancet windows with ashlar limestone block-and-start surrounds to gable front and with render surrounds elsewhere. Ashlar limestone quatrefoil rose window with stained glass in pointed panel to gable front. Pointed and Tudor arch openings to porches with timber matchboard double doors. Open timber scissors truss roof, decorative plaster backdrop to altar and carved limestone block with human figure in high relief. Cemetery to west. Rendered piers with cast-iron gate to road.	
S732	Rosssfinch	An Bonán Bui	Four bay, two story, public house with hooded moulds to windows and extension to rear	
S733	Clonygaheen	Community Centre	Single storey former school house now in use as community centre. Central gable breakfront with 1876 date stone	
S734	Aughaveher	lime kiln'	Freestanding limekiln, now disused. Rubble stone walls with round-headed opening with stone voussoirs.	





S735	Bunkilmalta	Our Lady of Lourdes Roman Catholic Church	Detached, gable fronted	
S736	Bleanbeg	Our Lady of Lourdes Roman Catholic Church	Detached gable-fronted church, built 1827, with four-bay nave and having flat-roofed porch to north end and lean-to sacristy to south-west. Pitched artificial slate roofs with roughcast rendered bellcote. Roughcast rendered walls with render plinths. Stained glass lancet windows and double one-over-one pane timber sash window to sacristy. Pointed arch opening with timber matchboard double doors. Rendered piers with cast-iron gate and rendered boundary walls to site. Commemorative stone to north gable and in grounds to east.	
S739	Kilfithmone	Kilfithmone Church of Ireland Church	Freestanding Board of First Fruits church, built 1821. Comprising three-bay side elevation to nave, with two-stage stepped tower having castellations to west and lean-to vestry to north-east. Pitched artificial slate roof. Roughcast rendered walls with snecked masonry quoins to tower base and snecked masonry walls to upper level of tower. Pointed arch openings with dressed stone surrounds. Replacement uPVC windows and with stained glass to east window. Sheet metal main door and timber battened vestry door with steps. Retaining interior features. Graveyard around church, with square dressed stone gate piers and wrought-iron gates to boundary.	
S740	Mountgeorge	Borrisoleigh Graveyard	Roman Catholic cemetery, with grave markers from c. 1800. Variety of limestone, slate and marble grave markers. Rubble limestone boundary walls. Rendered gate piers and cast-iron railings with cast-iron gates to entrance. Medieval church formerly in graveyard.	
S741	Cappanilly	shop	Terraced three-bay two-storey house, built c. 1840, with retail outlet inserted to ground floor. Pitched slate roof having brick chimneystack. Lined-and-ruled rendered walls with rendered quoins. Rectangular openings having one-over-one timber sash windows to upper floors. Altered ground floor has fixed windows, glazed door and shopfront consisting of timber pilasters with timber fascia and cornice abo	






S742	Borrisland North	house'	Terraced five-bay two-storey house, built c. 1830, with two-bay single-storey lean-to addition to south end of façade. Pitched slate roof with rendered chimneystacks. Roughcast rendered walls. Rectangular openings with two-over-two timber sash windows having limestone sills. Panelled timber door in segmental-headed opening with side-lights and elaborate coloured glass petal fanlight. Roughcast rendered front boundary wall. Retaining interior features.	
S743	Cappanilly	The Marian Hall	Detached stepped gable-fronted two-bay two-storey former cinema, built c. 1930, with projecting entrance block with gabled projection booth over. Now in use as hall. Pitched artificial slate roof. Rendered walls with render plat bands. Square-headed openings with replacement uPVC windows. Timber panelled and glazed double doors.	
S744	Borrisland South	formally Borrisoleigh National School'	This national school is of an interesting architectural design, and retains some of the original external features, such as the carved plaque and slate roof. The regular form of this building is enlivened by the decorative fanlights and segmental-arched window openings. This building has played an important role in the social history and development of the town, and the two entrance doors are interesting reminders of the separate school rooms that were employed for girls and boys.	
S745	Borrisland South	house/former shop'	End-of-terrace three-bay two-storey house and former shop, built c. 1880, now in use as private house. Pitched slate roof with rendered chimneystacks. Lined-and-ruled rendered walls and rendered quoins. Rectangular openings having one-over-one timber sash windows to upper floors. Square-headed opening with replacement timber window to ground floor. Single and double timber panelled doors with overlights. Render shopfront consisting of moulded pilasters with fascia, cornice and dentils.	
S746	Borrisland South	former public house'	Detached three-bay two-storey house and former public house, built c. 1820, now in use as a house. Pitched and hipped corrugated-iron roof having rendered red brick chimneystacks. Roughcast rendered walls, with render plat bands, plinth and surrounds to openings. Square-headed openings having replacement uPVC windows and timber panelled door with overlight to front and two-over-two pane timber sash and replacement uPVC windows to north elevation. Rendered shopfront, with timber panelled double doors, overlight and mullioned pub window, now partly boarded. Rendered carriage arch with battlemented parapets to the south-west.	





S747	Borrisland South	Parochial House	Detached three-bay two-storey parochial house with canted bay windows flanking entrance, built c. 1890. Hipped slate roofs with timber eaves brackets and having rendered chimneystacks. Rendered walls, line-and-ruled to ground floor, with render quoins and plinth. Square-headed openings with uPVC replacement windows and stone sills. Label mouldings over first floor openings. Four-centred recessed entrance with roll moulding and with render hood moulding and having timber panelled and glazed door with fanlight and sidelights. Flight of cut stone steps leading to the entrance. Two-storey outbuilding with advanced, higher central part, having pitched slate roofs, rendered chimneystacks and timber fixed windows.	
S748	Castlequarter	house	Terraced two-storey outbuilding, formerly a pair of houses with two-bay ground floors and one-bay first floors, built c.1820. Pitched slate roof. Roughcast rendered walls. Rectangular openings having limestone sills, with timber sash windows to west end and blocked windows to east. Timber battened doors.	
S749	Castlequarter	house	Detached three-bay two-storey house, built c. 1820, with projecting flat-roofed porch. Hipped slate roof with rendered chimneystack. Roughcast rendered walls. Six-over-six timber sash windows, three-over-six to first floor of extension, with limestone sills. Timber panelled door flanked by engaged columns with spoked fanlight above. Lattice windows to porch. Retaining interior features. Two-storey two-bay outbuilding to east and two-storey extension to north-west, now a separate house.	
S750	Borrisland South	Garda Station	Detached gable-fronted single-storey Garda station with three-bay entrance gable and four-bay side walls, built c. 1950. Pitched artificial slate roof. Rendered walls having rendered quoin pilasters and plat band. Square-headed openings with timber sash windows, one-over-one pane to front and two-over-two pane to side and rear walls. Porch supported on columns with mosaic tiling and with heavy cornice above and glazed timber double doors	
S751	Pallas Lower	Pallas Bridge	Four-arch road bridge over Clodiagh River, built c. 1800, with V-cutwaters to west elevation. Dressed limestone walls with ashlar voussoirs to arches.	





S752	Ballypatrick (inch)	house'	Detached five-bay two-storey house, built 1846, with paired gable-fronted return to the east. Formerly shop to west end. Hipped slate roof having rendered chimneystacks. Rendered walls with rendered cornice, fascia and decorative render plat bands to shop end. Decorative render surrounds to openings. Square-headed openings having replacement uPVC windows on the ground floor, nine-over-nine pane timber sash windows to first floor, and one-over-one pane to south gable, all with limestone sills. Round-headed door opening having timber panelled door in elaborate doorcase with fluted render pilasters, archivolt with keystone, sidelights and ornate petal fanlight. Garden to south of house.	
S753	Bouladuff	Bouladuff House	Detached three-bay two-storey house, built c. 1850, with two-bay single-storey addition to the north gable. Pitched slate roofs with red brick chimneystacks. Lined-and-ruled rendered walls, with decorative render plat bands, panelled render pilasters to ends of façade and south gable. Replacement uPVC windows in square-headed openings with fluted render surrounds. Round-arched doorway with replacement uPVC door with fanlight and with moulded render surround. Cast-iron gate and railings with rendered plinth to boundary.	
S754	Drom	thatched house'	Detached three-bay single-storey house, built c. 1800, with glazed porch addition to front. Hipped reed thatched roof with raised ridge, swept over porch, and having rendered chimneystack. Roughcast rendered walls with plat bands. Square-headed openings with replacement uPVC windows having render surrounds. Replacement timber half-door. Pitched corrugated-iron roof single-storey rubble limestone outbuildings to east.	
S755	Tinvoher	Cormack Monument	Freestanding partially underground mausoleum in graveyard, built c. 1910, with limestone steps leading down to vault. Rendered barrel-vaulted roof. Decoratively rendered walls to façade of burial vault. Channelled render to walls and polychromatic tiles to floor of antechamber. Decorative cast-iron gate to burial chamber. Cast-iron railings set on concrete plinths and with gate, to perimeter of site.	







S756	Tinvoher	house'	Detached four-bay single-storey house with loft, built c. 1820. Half-hipped slate roof with rendered chimneystack. Rubble limestone walls. Replacement timber windows and timber battened door and half-door with step.	
S757	Tinvoher	water pump'	Freestanding cast-iron water pump, c. 1880, with banded shaft, fluted neck and cap, finial, and cow's tail handle, having foliate design where spout meets neck and ram's head bucket holder. Set inside recently-built stone enclosure.	
S758	Tinvoher	McGraths	Formerly detached three-bay two-storey house, built c. 1840, now also in use as shop and having public house extension to east. Pitched slate roof with rendered chimneystacks. Lined-and-ruled rendered walls having decorative render quoins and eaves course and render plinth. Replacement windows and glazed timber doors, with overlight to house, having decorative render surrounds. Shopfront comprises decorative render pilasters flanking doorway and window, with fascia and render cornice over.	
S759	Tinvoher	house'	Formerly detached three-bay two-storey former barracks, built c. 1820, now in use as house. Pitched artificial slate roof with rendered chimneystacks. Pebbledashed walls having rusticated render quoins, render plinth and moulded render surrounds to openings. One-over-one pane timber sash windows, one doubled, with stone sills. Replacement timber door. Adjoining lofted single-storey outbuilding converted to house has pitched artificial slate roof, pebbledashed walls, replacement timber door and window. Rendered plinth and piers with cast-iron railings and gate to site boundary.	
S760	Tinvoher	Railway Bridge	Girder bridge carrying Dublin to Cork railway line, built c. 1865. Rusticated limestone abutments supporting steel girder structure, with splayed ashlar buttress walls.	






S761	Tinvoher	Loughmoe Bridge	Single-arched masonry bridge carrying road over River Suir, built c. 1820. Coursed dressed limestone-block walling with rusticated voussoirs and ashlar string courses and copings.	
S762	Graiguefrahane	mill'	Five-bay five-storey former timber and corn mill, built c. 1800, now disused. Half-hipped slate roof to mill. Snecked rubble limestone walls. Square-headed openings with cut stone sills to windows. Millrace runs through west end of building, with arches in north and south elevations. Two-bay two-storey former manager's house attached to east with six-bay two-storey late twentieth-century gable-fronted extension with attic storey. Pitched reslated roof, random coursed dressed limestone walls. Square-headed windows and door, with later dormer windows, having two-over-two pane timber sash windows to house. Two-bay lodge with one-bay outbuilding attached at entrance with pitched slate and tile roof, rubble limestone walls and square-headed openings.	
S763	Killahara	Saint Michael's Church of Ireland Church	Detached former church, built c. 1830, with three-bay nave, chancel to east, and having entrance porches, gabled to south-west and lean-to to north-east corners. Now in use as house. Replacement pitched artificial slate roof having limestone eaves course, dormer windows and rendered chimney additions and with bellcote to west gable. Snecked roughly-dressed limestone walls with dressed limestone base batter, quoins, copings, dressings to bellcote and chamfered surrounds to openings. Lancet windows, tripled to gables with quatrefoil light over west and cinquefoil over east, double lights to nave with cast-iron lattice glazing. Pointed arch opening to south porch, having timber battened door with strap hinges and shouldered arch opening with replacement door to north, both with limestone steps. Recent doorway inserted in west gable. Graveyard to site. Dressed limestone gate piers with cast-iron railings to front rubble limestone boundary.	
S764	Killahara	The Parsonage	Detached three-bay two-storey former parsonage, built 1851, with lower projecting gabled entrance bay. Now in use as private house. Pitched slate roof with rendered chimneystacks. Roughcast rendered walls with datestone incorporating crest to entrance bay. Square-headed openings with replacement uPVC windows having stone sills. Timber entrance door.	







S765	Killahara	terrace of houses'	Terrace of four three-bay single-storey with attic houses, built c. 1910, one formerly used as post office. Pitched slate roofs to two south-west houses, with dressed stone and rendered chimneystacks. Pitched artificial slate roofs with rendered chimneystacks and gabled dormer window additions to south-east houses. Roughcast rendered walls with rendered quoins, plinth and plat band, and various render details to some houses. Square-headed timber sash windows having stone sills, and replacement uPVC windows. Timber panelled and replacement doors in mainly gabled windbreaks.	
S766	Killahara	house'	Detached three-bay two-storey house, built c. 1890, with recent hipped extension to west and uPVC conservatory to front. Hipped artificial slate roof with dressed limestone chimneystacks and with gablet and plat bands to west elevation. Roughcast rendered walls with render quoins and plinth. Square-headed openings with six-over-six pane timber sash windows and limestone sills. Doorway obscured by recent uPVC conservatory. Rubble limestone boundary walls and cast-iron piers and gates to site.	
S767	Killahara	water pump'	Cast-iron water pump, c.1870, with banded cylindrical shaft, fluted neck, fluted spout with ram's head bucket grip, fluted cap with pointed finial and cow's tail pumping handle. Set in rubble limestone walled enclosure.	
S768	Killahara	house'	Detached two-bay two-storey former school house, built c. 1880, with lean-to three-bay single-storey porch to north elevation. Now in use as private house. Pitched slate roofs having brick chimneystacks and rooflight. Rendered walls with limestone plaque over doorway. Square-headed openings with timber sash windows, six-over-six pane to first floor and two-over-two to addition, with tripartite casements to south-east and north-east elevations, with stone sills. Timber battened door. Dressed limestone piers and rubble limestone boundary walls to site with wrought-iron gate.	
S769	Ballyduag	Ballyduag Creamery	Detached four-bay single-storey former creamery, built c. 1915, with slightly higher two-bay addition to east end and multiple-bay two-storey block at right angles to rear with lean-to slate addition. Now disused. Pitched slate roof to main block, with brick eaves course and with cast-iron roof vent to east end and pitched corrugated iron to rear block. Rendered rubble limestone walls with some dressed limestone quoins and with concrete walls to extension. Square-headed openings	







			with brick surrounds, having timber casement windows with paned overlights and stone sills. Replacement metal door. Disused machinery and associated equipment to interior and to north.	
S770	Longorchar	thatched house'	Detached three-bay single-storey house with attic, built c. 1800, with flat-roofed porch addition. Hipped straw thatched roof with brick chimneystack. Roughcast rendered walls. Segmental-arched windows to front and square-headed elsewhere, having fixed and blocked windows to upper gables and one-over-one and two-over-two pane timber sash windows elsewhere, all with limestone sills. Replacement glazed timber door. Rubble limestone and concrete outbuildings to site.	
S771	Cranagh	thatched house'	Detached three-bay single-storey house built c. 1800, with entrance windbreak and with single-bay addition to west. Hipped water reed thatched roof, gabled to junction with addition, having brick chimneystack. Pitched slate roof to addition. Roughcast rendered walls. Replacement windows and door with steps. Three-bay single-storey outbuilding with pitched slate roof, roughcast rendered walls and replacement timber half-doors. Cast-iron water pump to site with banded shaft, fluted neck, cap with pointed finial, fluted spout and cow's tail pumping handle. Rubble limestone boundary walls with wrought-iron gate.	
S772	Killoran	lime kiln'	Freestanding limekiln, now disused. Rubble stone walls with round-headed opening with stone voussoirs.	
S773	Killoran	Killoran House	Three bay, two storey dwelling with central breakfront containing elliptical window at ground floor. Three bay deep with hippeed 'double roof and central chimeny stack	





S774	Killoran	Killoran Tower	Freestanding three-stage circular-plan castellated folly tower built c. 1860, with wall to face terminated by round turret. Roughly-dressed rubble limestone walls with dressed limestone coping to crellations and base to parapet. Round-headed openings with dressed limestone block-and-start surrounds.	
S775	Moynetemple	Saint Mary's Roman Catholic Church	Detached gable-fronted church, built c. 1890,	
S776	Moynetemple	Molony	Detached five-bay two-storey house built c. 1830, now also in use as public house. Pitched artificial slate roof with rendered chimneystacks. Rendered walls with render quoins, plat bands and surrounds to openings. Raised panelled render surround to public house entrance, having fascia and lettering above, with timber panelled doors to house and public house. Square-headed openings with one-over-one pane timber sash windows to first floor, timber casement windows to first floor, with stone sills.	
S777	Moynetemple	Mullany	Detached four-bay two-storey house built c.1820, now also in use as public house, with recent three-bay single-storey addition to south. Pitched slate roof with rendered chimneystacks having dentil details. Rendered walls with decorative render quoins. Square-headed openings with render surrounds, having label mouldings to ground floor window and house doorway, having one-over-one pane timber sash windows with stone sills. Replacement timber panelled doors. Timber shopfront comprising fluted pilasters, mullioned five-light shop window with decorative cast-iron window guard, having fascia and moulded cornice above. Wrought-iron gates to yard behind building.	






S778	Cooleeny	Cooleeny Lodge	Two storey over basement lodge house, hipped roof. Some timber sash six over six pane windows surviving. Heavy eaves overhang with two storey bow to rear elevation	
S779	Cooleeny	Cooleeny Grave yard	Grave yard with tower	
S780	Ballymackeogh	Ballymackeogh House	Three bay, two storey dwelling. Single storey porch. Three bay deep with two storey lean-to and return. Timber sash windows with decorative architrave. Heavy eaves overhang underpinned with decorative moulding. Snecked quoins. Extensive courtyard to rear	
S781	Foxhall	Saint Johns Rectory	Five bay two storey over basement with attic. Pitched slate roof and timber sash windows. Stone exposed to front elevation. Splayed stone steps to front door. Stone outbuilding to rear. Date stone at entrance 1789.	
S782	Newport	Churchfield House	Detached three-bay two-storey house, with projecting porch, built c. 1820. Hipped artificial slate roof with rendered chimneystacks. Roughcast rendered walls with render plinth. Square-headed replacement uPVC windows and some timber sash windows. Set within mature garden.	
S783	Newport	house'	End-of-terrace three-bay two-storey house, built c. 1860, with lean-to additions to rear. Pitched slate roof with rendered chimneystack and replacement rainwater goods. Roughcast rendered stone walls having raised render surrounds to openings. Two-over-two timber sash windows with stone sills and replacement timber door.	





S784	Newport	ball alley'	Three handball alleys constructed in mass concrete against the rendered random stone walls of the former two-storey National School. Contains remnants of tiered pre-cast concrete seating and steps to ball alleys, and blocked window openings with stone sills to school building. Date plaque to school in partition wall.	
S785	Tullow	bridge	Single-arch concrete road bridge over River Mulcair, built c. 1930. Decorative chevron cut-outs to parapet. String course to bridge and abutments, excised to vehicular sides and with panels to abutments. Remains of earlier bridge at north-west corner of existing bridge has round dressed limestone pier and remains of second, supporting sandstone upper structure with dressed voussoirs, string course, rendered parapets and with arch between standing pier and river bank.	
S786	Tullow	house'	Terraced five-bay house, built c. 1880, with single-storey front and two-storey rear elevations. Stepped pitched slate roofs with decorative timber bargeboard, rendered chimneystacks with decorative terracotta pots, and cast-iron rainwater goods. Lined-and-ruled rendered walls with render quoins. Two-over-two pane timber sash windows, some uPVC replacement to rear, with stone sills and wrought-iron sill guards. Replacement timber door.	
S787	Tullow	J. Daly	Terraced three-bay three-storey house, built c. 1870, now in use as public house to ground floor. Pitched artificial slate roof with rendered chimneystacks and replacement uPVC rainwater goods. Rendered walls with moulded string course and render fascia between ground and first floors. One-over-one pane timber sash windows to upper floors, with stone sills and moulded surrounds. Ground floor openings altered and timber doors and windows inserted.	
S788	Carrowkeale	well'	Freestanding well with random coursed rubble walling.	




S789	Clonbealy	Clareview	Detached four-bay two-storey over basement former charter school, built c. 1820, with entrance porch. Later used as barracks and now a house. Pitched slate roof with rendered chimneystacks at gables. Rendered walls with render quoins. Replacement uPVC windows, set in square-headed openings to ground and first floors and segmental-headed to basement and upper south gable. Porch has gabled roof with gable front and uPVC door approached by flight of curved steps. Rendered gate piers and wrought-iron entrance gate. Remnants of rubble garden walls.	
S790	Clonbealy	sewer vent'	Cast-iron sewer ventilation pipe, erected c. 1880, consisting of a cylindrical shaft with a fluted and flared base and crown top.	
S791	Tullow	sewer vent'	Cast-iron sewer ventilation pipe, erected c. 1880, consisting of a cylindrical shaft with a fluted and flared base and crown top.	
S792	Clonbunny	Mount Rivers	Five bay, two storey over basement with single storey wing to either side. Central breakfront with wyatt window at first floor level. Lined and ruled with snecked quoins. Cut stone parapit. Cut stone portico with 4 columns on cut stone steeps. Stone outbuildings to rear. Recently renovated.	
S793	Scraggeen	Clare Bridge	Single-arch humpbacked road bridge over Annagh River, built c. 1820, with rubble limestone walls and roughly-dressed limestone voussoirs to parabolic arch. Bridge shows evidence of widening. Pedestrian gates set in wall near bridge.	
S794	Scraggeen	Gortnanoe	Three bay, two storey dwelling with central single storey porch. Single storey annex to side.	




S795	Clonsingle	Clonsingle House	Two storey dwelling with central porch. Derelict lodge at entrance	
S796	Clonsingle	Abacrossan Bridge	Three-arch road bridge over Clare River, built of coursed rubble limestone construction with cut limestone voussoirs to arches, with cutwaters. Splayed rubble limestone rubble walls to each end of bridge.	
S797	Inchadrinagh	Charlottes Bridge	Five-arch road bridge over Clare River, built of coursed rubble limestone construction with cut limestone voussoirs to arches, with cutwaters. Splayed rubble limestone rubble walls to each end of bridge. Date stone on bridge - 1834	
S798	Killeen (Lackamore)		Complex of extensive stone outbuildings with remains of cut stone arc and carriage stones. Dwellings to with end of courtyard.	
S799	Reardnogy more	Rear Cross Roman Catholic Church	Detached gable-fronted cruciform-plan church, built c. 1840, relocated and re-erected c. 1877, restored c. 2000. Composed of three-bay side elevations to nave, with single-bay transepts, and single-bay sacristy to north. Square bell tower to east of entrance with metal clad broached spire above louvres, and pitched roof with pressed metal imitation shingling below louvres. Pitched ribbed corrugated-iron roof with cast-iron cresting. Corrugated-iron walls with rendered masonry plinth. Pointed arch timber-framed window openings with leadlight glazing set. Pointed arch door openings with diagonally boarded timber doors. Interior with exposed truss with arched braces and timber boarded ceiling. Interior walls having vertical timber boarding. Timber galleries to rear and to east and west transept.	
S800	Reardnogy more	Rear Cross National School	Detached eight-bay single-storey former national school, built 1881, with central two-bay gabled projecting porch. Pitched slate roof with rendered chimneystack. Roughcast rendered walls with limestone date plaque to porch. Replacement uPVC and some six-over-six pane timber sash windows to front and fixed timber windows to rear. Timber battened doors, with steps and with paned overlight to west door. Green area to front of building.	





S801	Toorenbrien		Triple-arch road bridge over Little Brosna River, built c. 1860. Cut limestone walls having voussoirs to segmental arches, string courses, coursed limestone rubble parapets and U-cutwaters to west, downstream, elevation. Lower limestone rubble walls extend from parapets along road.	
S802	Churchquarter (Kilcommon)	Kilcommon Roman Catholic Church	Detached gable-fronted cruciform-plan church, built c. 1875, with four-bay nave, two-bay transepts and chancel and with lean-to sacristy to north-east. Pitched slate roof with decorative scalloped banding, cast-iron ridge-cresting and finials, cast-iron rainwater gutters supported on stone corbels and decorative cast-iron rainwater hoppers. Roughcast rendered walls with stepped cut limestone buttresses to corners. Chamfered cut limestone lancet windows, pointed to west walls of transepts, trefoil-headed elsewhere, and set into pointed arch recesses between buttresses in gable front, with stained glass to altar and centre of entrance gables, coloured elsewhere. Quatrefoil light over paired lancets in gables. Timber battened double doors set in pointed order arch with tympanum with hood moulding, quatrefoil detail and cross finial. Triangular-headed doorways to transepts. Interior has collared timber trusses with arched braces and struts and timber boarded ceiling, pointed arches to transepts, and sculpted marble reredos with crocketed pinnacles. Detached concrete bell tower with cast-iron bell. Graveyard and prayer garden to north.	
S804	Kilcommon	house'	Detached four-bay single-storey farm house with attic, built c. 1870. Pitched artificial slate roof with rendered chimneystack. Smooth-rendered lower and roughcast upper walls separated by decorative paltband, with painted band of lozenge detailing to eaves and render plinth. Square-headed openings with decorative render surrounds with keystones, stone sills and having replacement uPVC windows and door. Flanked by detached single-storey outbuildings with pitched slate roofs and rendered walls, to form courtyard to front of house. Cast-iron water pump to yard with banded shaft, fluted neck and cap, spout with bucket grip and cow's tail pumping handle. Rendered front boundary wall with moulded coping and moulded caps to square-profile piers having wrought-iron gates.	
S805	Foildarragh	Anglesey Bridge	Double-arch road bridge. Cut limestone walls having voussoirs to segmental arches, string courses, coursed limestone rubble and U-cutwaters.	





S806	Graniera	milestone'	Triangular-profile limestone milestone, c. 1780. Inscribed 'Newport 15 Miles, Thurles 13, Tipper[ary] 16' on front faces. Recent rubble limestone setting at junction of two roads.	
S807	Shevry	Mount Prospect	Three bay, two storey dwelling with two storey return to rear. Hipped slate roof. Replacement imber sash windows. Rubble stone wall and stone outbuildings.	
S808	Shevry	Garda Barracks'	Five bay, single storey barracks with end bay stepped forward with gables	
S809	Gortatooda	Saint Patrick's National School	Detached six-bay double-height national school, built c. 1955, now disused. Four-bay single-storey flat-roofed block to rear and whole flanked by flat-roofed porches to gable ends with concrete canopies over doors to sides. Sprocketed slate roof with roughcast rendered chimneystack, and cast-iron rainwater goods. Roughcast rendered walls with rendered plinth and slate date plaque. Square-headed openings with six-over-six pane timber sash windows and concrete sills. Timber battened doors. Flat-roofed rendered concrete block playground shelter with open front with round columns. Bounded by roughcast rendered walls with concrete stile and steel gates.	
S810	Cappanleigh	Saint Mary's Roman Catholic Church	Detached gable-fronted cruciform-plan church	





S811	Cappanleigh	P. Ó Cuinneáin	<p>Detached two-storey house, built c. 1840, in use as public house and comprising four-bay ground and three-bay first floors, with multiple-bay return to rear and having recent lean-to extension to west. Lobby-entry plan. Pitched and hipped artificial slate roofs with gablet to return, and having rendered chimneystack. Exposed rubble limestone front wall, rendered elsewhere, with render quoins and plat bands. Square-headed openings, brick-arched to ground floor, with replacement uPVC windows having decorative render surrounds with rusticated keystones and stone sills. Square-headed doorway with replacement uPVC door. Pub fronts to street elevation with replacement uPVC windows and panelled timber door.</p>	
S812	Cappanleigh	Grotto	<p>Freestanding grotto, built 1967. Composed of random rubble limestone, with three segmental-arched recesses of various sizes, one containing a statue of the Blessed Virgin Mary, another an altar. Stone paving to front. Bounded by a pebbledashed wall with rendered piers and concrete capstones and steel railings.</p>	
S813	Kileroe	Kileroe Mill	<p>Detached mill, built c. 1850, reconstructed c. 1930, now disused and used for storage. Comprises two-bay three-storey block with later single-bay three-storey addition to east and two-bay two-storey addition to north. Pitched slate roof to main block, with stone eaves course, louvred roof vent and ornamental weathervane, and curved corrugated-iron roof to northern addition. Rubble limestone walls to main block, with mass concrete to northern addition and upper half of east part of main block. Square-headed openings with fixed timber windows. Square- and segmental-headed doorways in northern addition with metal and battened timber doors. The site also contains mill race, sluice gates and stone single-span round-arch bridge.</p>	
S814	Annfield	Annfield Bridge	<p>Four-arch sandstone road bridge over Clodiagh River, built c. 1806. Cut stone voussoirs to round arches with rubble stone walls, with triangular cutwaters to north elevation and large capping stones to parapets. Stone abutments, partly replaced with concrete block.</p>	






S815	Clon More	thatch cottage'	<p>Detached four-bay single-storey vernacular house with lobby-entry plan, built c. 1800, with rear elevation to road and with projecting front windbreak entrance with flat concrete top. Hipped straw thatch roof to house with brick chimneystack. Roughcast and smooth rendered walls. One-over-one pane timber sash windows with stone sills. Timber matchboard door with stone flag paving. Small lean-to extension to rear with corrugated-iron roof. Single-storey outbuilding attached to north with pitched slate roof, rendered walls and slit windows. Single-storey outbuilding with curved corrugated-iron roof to north, beyond gateway. Roofless single-storey outbuilding and ruinous vernacular house to south of house. Former house opposite has pitched corrugated-iron roof, roughcast walls and six-over-three pane timber sash windows. Corrugated-iron haybarn to east of main buildings. Stone boundary wall with wrought-iron gate to site.</p>	
S816	Monroe (The Ragg)	house'	<p>Detached four-bay single-storey house, built c. 1800, with projecting porch to front and windbreak to rear. Pitched slate roof with stone eaves brackets, and exposed brick and rendered chimneystacks. Roughcast rendered walls, with render quoins, plinth and plat band. Square-headed window with six-over-six pane timber sash windows to front and replacement uPVC to rear, having stone sills. Flat-roofed porch with moulded eaves dentils and cornice, fixed and tripartite windows and having timber panelled door. Single-storey with loft rubble limestone outbuilding to west, forming courtyard with house. Rendered boundary wall with rendered piers and wrought iron vehicular and pedestrian gates and rubble limestone garden wall to east with dressed stone piers and wrought-iron gate.</p>	
S817	Roan (Upperchurch)	house'	<p>Detached four-bay two-storey house, built c. 1870, with single-storey extension to rear and flat-topped windbreak to entrance. Lobby-entry plan. Hipped slate roof with rendered chimneystacks. Pebbledashed walls to first floor and rear and smooth rendered to ground and gables, with render quoins and plinth to front. Square-headed openings with two-over-two pane timber sash windows with stone sills to front elevation and replacement uPVC windows to rear. Former five-bay single-storey with loft vernacular house, built c. 1800, to south-west, now used as farm building and having lean-to extension to south. Pitched slate roof with carved timber bargeboards, windbreak with lean-to slate roof, rubble sandstone walls, two-over-two pane timber sash windows with stone sills and retaining interior features including wide hearth with iron crane and wheel bellows. Single-storey rubble outbuildings with pitched slate roofs to site.</p>	





S818	Gortkelly	Gortkelly Castle	<p>Detached five-bay three-storey country house, built c. 1800, with single-storey kitchen block to rear with pitched slate roof and with square tower attached to rear. Projecting polygonal central entrance bay topped by belvedere, octagonal towers to corners and crenellated parapet to front and gable elevations, all added c. 1830. Roof removed c. 1940 and building now in ruins. Ruled-and-lined rendered rubble limestone walls, with rendered brick to entrance bay and towers, and with stone corbels to parapets. Square-headed openings with recent concrete lintels, stone sills and segmental stone relieving arches, with pointed window openings to entrance bay and lancets, square-headed loops and croix pommées to corner towers. Some round-headed brick-arched windows to rear. Some internal plasterwork survives. Yard of single-storey farm buildings to rear of house with pitched slate roofs and rendered walls, with six-bay single-storey farmhouse to south of main house, built c. 1940, with pitched artificial slate roof, rendered chimneystacks and rendered walls. Walled garden to south of smaller house, with rubble limestone walls, pointed archway and having two-stage rendered limestone tower to south-east corner, built c. 1740.</p>	
S819	Castle Fogarty	Saint Cataldus' Roman Catholic Church	<p>Detached T-plan church, built c. 1835, with three-bay nave, single-bay transepts, with sacristy to south-east and three-stage tower to west and porch to gable of south transept. Roughcast rendered walls, smooth rendered to tower. Pitched slate roof with cast-iron rainwater goods and with cross finials to gables. Stepped rubble limestone parapet and stone string course to tower. Pointed arch window openings with mullioned traceried sash windows with stained glass. Doorway to west end of south wall of nave, accessed by flight of steps. Carved timber reredos with crocketed pinnacles. Carved timber altar rail. Timber panelled double doors to interior of entrance. Gallery over entrance end of nave with columns supported moulded cornice and carved timber rail. Braced collared timber truss roof with ceiling.</p>	
S820	Moneydass	D. Long	<p>Detached four-bay single-storey former house, built c. 1800, now in use as public house, with loft at north end and recent hipped extension to rear, with flat roofed link. Lobby-entry plan. North bay is addition. Thatched roof, hipped to south and half-hipped to north, with brick chimneystack. Square-headed one-over-one pane timber sash windows with stone sills. Timber panelled door with overlight to segmental-headed opening. Timber shopfront with pilasters and fascia and having snecked dressed limestone stall riser. Garden to front of north end with dressed limestone boundary wall with steel railings and gate.</p>	





S821	Ballycahill	thatch cottage'	Detached five-bay single-storey house, built c. 1800, with windbreak having later canopy to front and flat-roofed rear extension. Lobby-entry plan. Hipped straw thatch roof with scolloped ridge painted brick chimneystack. Roughcast rendered walls. Square-headed openings with replacement uPVC windows and door. Garden to front with decorative timber gate to rendered boundary wall.	
S822	Castle Fogarty	Castle Fogarty	Detached castellated house, largely a rebuilding c.1800 of earlier Georgian house, the whole destroyed by fire 1922 and one tower restored. An L-shaped house with courtyard to rear formerd by outbuildings. Front, east entrance block comprises three-storey square-plan projecting end towers, that to south-east having cap house to roof and central three-storey projecting polygonal tower built c.1840, flanking two-bay recessed parts. South block is five-bay three-storey with square-plan tower to west end. Maainly roofless. Rendered walls throughout having buttresses to towers and between bays of south block and crenellations supported on corbels throughout, with string courses to recessed bays and to towers of front block. Square-headed openings throughout except for ground floor of front block which are pointed and have hood mouldings. Croix pommées to towers. Coat of arms with motto in irish to one tower. Dressed limestone entrance gate piers with shell-shaped capstones and recent steel gates and railings with rubble plinths.	
S823	Allengort	house	Detached four-bay single-storey vernacular house, built c.1800. Lobby-entry plan. Hipped thatched roof. Rendered walls with render quoins. Square-headed replacement uPVC windows with painted stone sills. Replacement timber battened door in flat-roofed windbreak with render quoins. Set in triangular yard, outbuilding with pitched artificial slate roof forming one side and rendered boundary wall forming third side.	
S824	Glebe	Mulgrave Bridge	Single-arch limestone road bridge over Owenbeg River, built c. 1820. Snecked roughly-dressed walls with rusticated voussoirs and roughly-dressed copings.	





S825	Ballyoughter	Ballyoughter Bridge	Pair of rubble stone bridges	
S826	Glebe	Church of Ireland Church	Detached First Fruits church, built c.1790, comprising three-bay nave and square-plan west tower with octagonal drum. Pitched roof missing its slate covering, having limestone eaves course. Rendered rubble limestone walls with dressed stone copings to gables, string courses and quoins. Limestone plinth, strip buttresses and having dressed limestone string course and eaves course to tower. Pointed arch windows throughout, with dressed sandstone surrounds and sills and cast-iron frames with daiper pattern glazing. Blocked windows to north elevation. No windows in south wall of nave. Blind pointed arch windows to drum of tower, with louvres to openings on stage below. Dressed sandstone doorway to bell tower now blocked up. Stone wall enclosing surrounding graveyard having wrought-iron gates with square piers with pyramidal limestone caps.	
S827	Crossogue	Crossogue House	Detached L-plan three-bay two-storey over basement country house, built c. 1855, with four-bay north elevation, two-bay south and with two-storey over basement lean-to addition to rear, Entrance breakfront with open-bed pediment and pilasters. Hipped slate roof with projecting eaves supported on timber brackets, and rendered chimneystacks with terracotta chimneypots. Ruled-and-lined rendered walls, with rendered quoins and string course between ground floor and basement. Square-headed openings, some blind to gables, with timber sash windows, some double to rear addition, three-over-six pane to first floor and six-over-six pane to ground, all with stone sills. Segmental-headed opening with timber panelled door with paned overlight and timber pilasters with consoles. Courtyard of outbuildings to north of house, with multiple-bay two-storey stable block to east side, with hipped slate roof and rendered walls, and multiple-bay single-storey stables to west side.	
S828	Garrynamona	Farney Bridge	Four-arch limestone road bridge over Farneybridge River, built c. 1800. Rubble limestone walling and parapets, with round-arched openings with large dressed voussoirs. Bridge piers projects slightly forward of elevations. Coping stones missing from part of parapet, and elements of abutting walls repaired in concrete block.	




S829	Farney Bridge	bridge'	Triple-arch road bridge over Farneybridge River, within Farney Castle demesne, built c. 1860. Rendered walls with rendered dressed limestone voussoirs and dressed stone piers, with U-shaped cutwaters to north elevation with domed caps. Piers carried upwards projecting slightly from elevations of bridge and have moulded and stepped caps topped with urns. Wrought-iron railings to sides of carriageway and benchmark to north parapet.	
S830	Brittas (thurles)	Brittas Castle Lodge	Detached three-bay gate lodge, with single-storey front and formerly two-storey rear elevations, with gabled projecting central bay, built c. 1850, with recent extension to rear. Pitched slate roof having cut limestone chimneystack with recent rendered top. Rendered walls with dressed limestone quoins, plaque, dressings to openings and label mouldings. Square-headed openings to front, mullioned double segmental lights to lower gables and loops to upper gables, all with block-and-start surrounds, replacement windows and with label mouldings to all ground floor openings except ogee-headed windows in sides of porch. Wide entrance door openings with label moulding and recent brick infill to sides and having replacement timber door. Square-profile ashlar limestone piers and rendered walls with dressed limestone copings and having replacement cast-iron vehicular and flanking pedestrian gates to road.	
S831	Ballynahow	Ballynahow House	Detached three-bay two-storey house, built c. 1770, with single- and two-storey flat- and pitched extensions to rear and single-storey lean-to extension to south gable. Hipped slate roof having rendered chimneystacks. Roughcast rendered walls. Square-headed openings with segmental-headed one-over-one pane timber sash windows and limestone sills and replacement timber door. Yard of single-storey outbuildings to east, with pitched slate roofs and rendered walls. Two-bay single-storey outbuilding with thatched roof and rubble limestone walls. Rubble limestone lime kiln to west with segmental brick arched opening. Seventeenth-century round tower house to east. Bridge over field drain gives access to house.	
S832	Ballynahow	Ballynahow Castle	17th Century Tower House	





S833	Ballynahow	lime kiln'	Freestanding limekiln, now disused. Rubble stone walls with round-headed opening with stone voussoirs.	
S834	Casestown	thatch cottage'	Detached three-bay single-storey house, built c. 1800, with recessed two-phase two-bay addition to west end and recessed two-bay addition to east end. Hipped straw thatch roof, with rendered chimneystack, half-hipped straw thatch roof to west end of west addition, and pitched slate roof to east addition. Roughcast rendered walls. Square-headed one-over-one pane timber sash windows having stone sills and moulded render surrounds. Timber battened door and half-door.	
S837	Glengarriff	Glengarriff House	Two storey dwelling with gable containing double height bay. Red brick fenestration to ground floor with dash to upper floor. Two storey return to rear. Red brick Chimneys. Quadrant vehicular gateway to country house, erected c.1870, comprising square-profile cut limestone plinths and panelled piers, having decorative cast-iron piers, gates and railings.	
S838	Raheen	Raheen Estate	Three bay, two storey dwelling with single storey porch to front with stained glass. Extensive stone walls and outbuildings.	
S839	Turtulla	The Villa	Two storey dwelling with gable to front elevation and porch to ground floor. Bay window to side. Dash fenestration with hooded mouldings. Outbuildings to rear of dwelling.	
S840	Borris	Saint James' Roman Catholic Church	Detached cruciform-plan gable-fronted church, built c. 1830, with three-bay nave, single-bay transepts and apse, gabled entrance porch and flat-roofed sacristy to north. Pitched slate roof with cast-iron rainwater goods, having rendered bellcote to gable front. Roughcast rendered walls with smooth-rendered plinth and corners. Pointed openings, tripled to gable front, with stained glass windows, having hood mouldings. Timber battened doors with strap hinges to four-centred headed main doorway. Side doorways in transept gables have label mouldings. Interior altered but carved timber ogee-headed blind arcade retained to altar area. Gallery to entrance end with carved timber balustrade atop glazed timber screen. Lawns around church, with rendered boundary wall to street with steel railings and gates.	





S841	Drumbane	Saint Mary's Roman Catholic Church	Detached T-plan gable-fronted church, rebuilt in 1900, having two-bay side elevations to nave and projecting porches to transepts. Pitched artificial slate roof and rendered brick bellcote with cross finial to front gable. Rendered walls with incised linework and with limestone plaque in entrance front. Pointed arch window openings with hood mouldings and stained glass windows. Timber battened double doors to front. Interior has timber galleries in transepts and over entrance end of nave, marble reredos and tongue and groove ceiling.	
S842	Drumbane	Patrick Ryan	Detached two-bay two-storey house, built c. 1900, having public house to ground floor. Hipped artificial slate roof with rendered chimneystacks. Roughcast render to walls with smooth rendered quoins. Stucco pubfront having engaged fluted pilasters and decorative cornices with modillions to fascia. Similar cornice and pilasters to main entrance to pub. Replacement one-over-one pane timber sash windows. Square-headed openings to ground floor and segmental-headed openings with decorative window surrounds and rusticated keystones to first floor. Timber panelled entrance door having plain overlight and flanked by sidelights.	
S843	Moyaliff	Moyaliff House	Detached five-bay two-storey house, built c. 1810, having projecting gable-fronted entrance bay, and lower eighteenth-century L-plan two-storey block to rear, with further two-bay two-storey additions to this block. Pitched artificial slate roof with paired carved timber brackets to eaves, replacement decorative bargeboards and having rendered chimneystacks, that to east gable projecting. Rendered walls. Timber sash windows throughout in square-headed openings with tooled limestone sills, having one-over-one pane to main block, six-over-six pane and eight-over-four pane to L-plan addition. Variety of windows, including six-over-six pane timber sash, to outer additions. Replacement timber door with leaded overlight and one-over-one pane timber sash side-lights. Extensive stone outbuildings to rear.	
S844	Moyaliff	Moyaliff Lodge	Detached irregular-plan three-bay single-storey gate lodge, built c. 1875, having projecting central gabled entrance bay. Pitched slate roof having bracketed eaves, moulded bargeboards, decorative ridge tiles, brick chimneystack. Coursed rubble limestone walls with dressed limestone quoins and having red brick surrounds to openings. Square- and segmental-headed window openings with boarded windows and limestone sills. Timber battened door.	




S845	Beakstown	Beakstown Cottage	<p>Detached five-bay single-storey over half basement house, built c. 1825, having projecting half-octagon front entrance porch and with bow with full-height window in rear elevation. Conservatory added to eastern elevation. Hipped replacement slate roof having central cut stone chimneystacks. Rendered walls. Replacement uPVC windows throughout, with exception of those to porch, with stone sills. Replacement timber panelled front door and spoked fanlight. Flight of limestone steps up to front door, having wrought-iron balusters and handrail. Wrought-iron gates to entry. Mill race of watermill to north of house retained, but main mill building demolished. Converted stone outbuilding to north of house and mill race having pitched slate roof, brick chimneystack to gable end and two carriage arches.</p>	
S846	Glenreagh Beg	Glebelands	<p>Three bay, two storey dwelling with dash render and hipped slate roof. Two storey extension to side and lean-to to rear. Extensive courtyard of stone outbuildings to rear.</p>	
S847	Beakstown	mill'	<p>Detached three-storey former woollen mill on the River Suir, built c. 1790, but incorporating earlier fabric. Hipped slate roof with corrugated-iron sheeting over southern wing. Single- and two-storey additions to west, with pitched and lean-to corrugated-iron roofs. Rendered walls. Replacement timber windows in square-headed openings. Round-headed window to western addition. Ruined elements include the former mill race upstream from the mill, and evidence of the foundations of former structures.</p>	
S848	Cabragh	Cabragh Bridge	<p>Three-arch limestone bridge over the River Suir, built c. 1820. Rubble walls with dressed stone voussoirs to arches, separated by dressed stone pilasters with string course over. Semi-circular dressed stone cutwaters and substructure to piers. Rubble stone parapet.</p>	




S849	Cabragh		<p>Detached H-plan two-storey house, built c.1840, consisting of three-bay front and rear blocks having single-storey link at right angles to blocks. Canted full-height windowed bays to east and west gable ends of front and to west gable of rear block with timber panels between floors, gabled entrance breakfront to front block, canted projecting single-storey bay to centre of east elevation and verandah in centre of west elevation. Canted window also within verandah. Pitched roofs to higher parts of building and to link., lean-to to verandah and flat roof with crenellations to east canted bay. Scalloped timber bargeboards to end gables with pointed timber finials. Lead tent roofs to canted end bays. Rndered chimneystacks. Rendered walls with raised rusticated quoins. Carved timber side to verandah having trefoil arcade detailing. Timber sash windows throughout, mainly one-over-one pane, but having some two-over-two pane to canted end bays. Front elevation has tripled windows to ground floor and double windows to first floor flanking triple window to breakfront. Front windows have render surrounds and render label mouldings. Canted entrance having timber double-leaf door with trefoil-headed panels, flanked by one-over-one pane timber sash windows with moulded timber cornice. Rendered outbuilding to rear.</p>	
S850	Cabragh	bridge'	<p>Former railway bridge, now disused. Snecked stone with stone voissoirs</p>	
S851	Newbrook	Newbrook House	<p>Two storey four bay dwelling with hipped roof and heavy eaves overhang. Red brick chimneys. Small timber sash one over one windows remaining. Stone courtyard to rear</p>	
S852	Holycross	Church House	<p>Detached five-bay two-storey house, built c. 1820. Hipped slate roof with cast-iron rainwater goods and rendered chimneystack. Roughcast rendered walls with render plinth and plat bands to ends of elevation. Timber sash windows with stone sills. Replacement glazed timber door. Garden to front of house bounded by random limestone wall and gate with square piers with pyramidal caps. Single-storey outbuildings with pitched slate roofs to north and east of house, forming courtyard enclosed to west by rendered walls with square gate piers with wrought iron gates.</p>	





S853	Holycross	Holycross Church of Ireland Church	Detached former Board of First Fruits church, built 1821, comprising three-bay side elevations to nave, with three-stage castellated and pinnacled tower to west and lower sacristy to north with cut stone chimneystack and with recent flat-roofed extension, now in use as offices. Pitched slate roofs. Roughly-coursed snecked limestone walls with stringcourses and corbel tables to tower and with cut stone copings to gables. Traceried pointed arch window openings with hood mouldings above. Louvred windows to upper stage of tower. Pointed arch doorway with hood moulding and with timber battened door and overlight. Clock faces with hood mouldings to three elevations of tower. Plaques to interior and gallery at west end. Graveyard around building with rubble boundary walls to site with square piers with wrought iron gates.	
S854	Holycross	Saint Michael's Holycross Community Centre	Detached gable-fronted barn-style former church, built 1834, with four-bay side elevations to nave, single-storey porch to front gable and recent lean-to extension to north gable. Renovated c. 2000 for use as community centre. Pitched slate roof with cast-iron rainwater goods and with cut stone chimney. Ashlar limestone front gable with stringcourse, low relief crosses, roundel and with cross finial. Coursed squared limestone entrance front, roughly-coursed rubble side walls and rendered north gable. Arches and straight joints in north ends of side walls are evidence of proposed transepts, unbuilt. Memorial stone to south front. Paired Y-tracery timber double sash windows with hood mouldings. Square-headed door opening with timber door. Gallery over south end of interior with carved front. Recent stage added to north end of interior. Under renovation at time of inspection.	
S855	Holycross	Holycross Parochial House	Detached three-bay two-storey house, built c. 1815, with rear return. Hipped artificial slate roof with rendered chimneystacks and terracotta chimneypots. Roughcast rendered walls, with rendered quoins and plinth. Replacement uPVC windows with stone sills. Timber panelled door with sidelights and ornate fanlight over, having canopy supported on console brackets and flanked by round-headed niches with render hood mouldings. Screen walls each side of house connect with gable-fronted two-storey stable blocks with pitched slate roofs and roughcast rendered walls. Rendered wall to north forming enclosed courtyard. Square stone gate piers with wrought-iron gates to entrance. Lawn to front of house.	




S856	Holycross	Glasheens	Detached three-bay two-storey house with two-bay two-storey wing to north-west, forming L-plan, with flat-roofed porch in angle and with flat-roofed extensions to north. Built c. 1820, now in use as public house. Hipped and pitched slate roof with cast-iron rainwater goods and rendered chimneystacks. Roughcast rendered walls, south gable corners rounded, one with wheel guard, and with some decorative render quoins. Timber sash windows in square-headed openings with stone sills. Moulded rendered shopfront to southern elevation with fixed timber windows between four pilasters having decorative capitals supporting cornice with console brackets.	
S857	Holycross	mill'	Detached three-bay two-storey former watermill, built c. 1780, on bank of River Suir. Pitched roof, covering gone. Rubble limestone walls with dressed window surrounds, lintels and sills. Evidence in south wall of earlier phases of building. Carved grotesque head on the exterior of the north wall above the doorway. Timber and steel undershot mill-wheel to east gable on millrace running parallel to the river. Some machinery and mill stones in interior.	
S858	Holycross	Holycross Bridge	Eight-arch limestone road bridge over River Suir, built c. 1410, rebuilt 1626, retaining elements of earlier bridge, and widened c. 1750. Rubble walls, pointed-segmental arches with roughly cut voussoirs and V-shaped cutwaters on the upstream side and with round-headed arches downstream. Splayed caps to piers. Stone parapet and abutment walls. Inscription with armorial carving at north-western end of bridge.	
S859	Galbertstown Lower	house'	Detached five-bay single-storey house and farmyard buildings, built c. 1860, porch added to front of house c. 1965. Pitched artificial slate roof with cast-iron rainwater goods and rendered chimneystack. Roughcast rendered walls having smooth rendered quoins. Replacement timber casement windows. Glazed timber door to porch. Single-storey outbuildings having pitched roofs and roughcast render to walls and with square-headed openings with half-doors and brick segmental-arched cartdoors. Rendered wall and wrought-iron gates to roadside boundary.	







S860	Shanbally	Shanbally House	Three bay, two storey dwelling with pitched slate roof and external chimneys. Double four over four timber sash windows. Two storey extension to rear with single storey flat roof extension. Stone outbuildings to rear.	
S861	Graigue (Moycarky)	Parocial House	Detached three-bay two-storey T-plan house, built c. 1880, with two-storey entrance bay in angle, canted bay windows to east and north gables and two-storey extension to west. Pitched slate main roof with decorative terracotta ridge cresting an finials, pyramidal with cross finial to entrance bay, flat-roofed to extension, and with carved bargeboards to gables. Lined-and-ruled rendered walls with rendered quoins and plinths and string course between floors. Shallow segmental-arched window openings with tripartite timber casement windows. Cast-iron water pump on stone flags to east of house. Four-bay two-storey outbuilding to west with hipped slate roof, terracotta ridge capping and brick chimneystack, rendered walls with brick quoins, segmental-arched windows to ground floor, and square-headed to first floor. Rubble limestone gate piers with stone capping forming entrance gate to courtyard. Brick entrance gate piers with decorative rendered capitals and wrought-iron railing.	
S862	Graigue (Moycarky)	thatched house'	Detached three-bay single-storey vernacular house, with windbreak entrance, built c. 1860. Lobby-entry plan. Single-bay extension to north, and with single-storey extension to rear joined to house with flat-roofed link. Hipped thatched roof with rendered chimneystack. Pitched artificial slate roofs to additions. Limewashed walls. One-over-one pane timber sash windows with stone sills. Replacement windows to rear block. Replacement timber door. Single-storey outbuilding with rendered walls and pitched slate roof to north-east of house, forming L-shaped courtyard. Rendered wall with square pier to road boundary.	
S863	Moycarky	Maxfort House	Detached three-bay two-storey former miller's house, built c. 1850, having lower two-bay two-storey return and lean-to extension to rear. Now in use as private house. Skirt artificial slate roof, pitched to return, with stone eaves course and rendered chimneystacks. Rendered walls with stucco quoins. Timber sash windows, six-over-six pane to main block and two-over-two pane to return, with stone sills. Timber panelled double leaf door having decorative side lights and spoked fanlight. Retaining significant interior features. Single-storey outbuildings with rendered walls and pitched corrugated iron roofs. Extensive mill and distillery complex to west.	







S864	Moycarky	post box'	Wall-mounted cast-iron letter box, c.1905, with royal insignia of Edward VII. Set into coursed rubble limestone boundary wall of graveyard.	
S865	Moycarky	Moycarky Cottage	Detached five-bay single-storey house with dormered attic, built c. 1875, having later alterations. Pitched and hipped artificial slate roof with gabled attic dormers and rendered chimneystacks. Rendered walls. Paired small-pane margined two-over-two pane and one-over-one pane timber sash windows to front elevation with render labels, and with oriel window having timber sashes to dormer floor. Replacement timber casement windows to rear, which has been more recently altered and extended. Replacement timber panelled front door. Rendered circular gate piers with fluted necks, stepped conical caps with ball finials, wrought-iron gates and cast-iron railings to site.	
S866	Moycarky	Moycarky Montessori Nursery School	Detached gable-fronted two-storey former church hall, built 1889, with three bay side elevations. Now in use as pre-school. Single-storey extension with hipped slate roof to rear. Pitched slate roof with cast-iron rainwater goods, rendered chimneystack and decorative timber bargeboards. Rendered walls with dressed limestone quoins and limestone plaque. Pointed arch window openings with double timber four-over-pane pane sash windows with Y-tracery and having stone sills. Dressed limestone block-and-start surrounds to front elevation openings. Replacement timber battened doors.	
S867	Newtown (hyolycross)	Twoford Bridges	Detached watermill and former distillery complex on Ballyfinboy River, built c.1800 and substantially added to c.1850. Comprises L-plan six-bay four-storey with attic block at south with three-bay six-storey return to north, three-bay six-storey block attached to latter and having east wall of former single-storey buildings along west side, outside filled-in millrace. Remains of extensive further buildings to north and of large yard to east and north-east. Slate roofs throughout with stone eaves course, pitched to south and west gables and hipped to north end of return and roofless elsewhere. Rendered rubble limestone walls, with evidence of multi-period construction, especially at north end of main block. Square-headed window openings, some with surviving timber frames, including small-pane casements. Windows to north end of main building have dressed stone voussoirs. Yard to south-west corner entered through segmental archway with cut stone voussoirs. Elliptical-arched entrance to north, square-headed pedestrian entrances elsewhere. Wide segmental-arched opening in west end of south wall of main block with large cast-iron water wheel with timber paddles. Wide elliptical-arched	







			opening in south yard wall over millrace. Two arched openings at north-west corner of complex over millrace(s). Multiple-bay two-storey house to east with pitched slate roof and having stone eaves course and rendered brick chimneystacks, rendered walls and square-headed windows with two-over-two pane timber sash windows and having evidence of rooflines of formerly attached buildings to rear, west, wall.	
S868	Moycarky	signal box'	Detached single-bay two-storey railway signal box, built c.1880, now disused. Hipped slate roof with rendered brick chimneystack. Rendered walls with rusticated stone base. Fixed timber windows and external steel satirs to first floor.	
S869	Curraheen (Horse & Jockey)	Station House'	Detached former railway station, built c.1880, comprising four-bay single-storey block to south, with verandah along western side, three-bay two-storey block to north with advanced end gables and with recent two-storey extension to north-east. Canted bay windows to west elevation of northern block. Pitched slate roofs with cut limestone and rendered chimneystacks and decorative timber bargeboards. Cast-iron supports to verandah. Coursed rubble limestone walls with raised dressed limestone quoins. Brick surrounds to window openings, with timber sash windows, six-over-six pane to ground floor and three-over-three to first. Replacement timber panelled door with sidelights in recessed canopied porch to northern block. Platform with stone facing to west side of station building.	
S870	Curraheen (Horse & Jockey)	house'	Detached four-bay two-storey house, built c. 1860, having windbreak entrance and single-storey flat-roofed extension to rear. Pitched slate roof and rendered chimneystacks. Pebbledash render to walls with smooth render to porch and quoins. Replacement uPVC windows and replacement timber door. Moulded render window surrounds and ornate stucco render to entrance with alternating smooth and rusticated imitation blockwork and moulded cornice with consoles, dentils and swags. Single-storey rendered stone outbuilding with pitched slate roof to rear.	



S871	Parkstown	Parkstown House	Detached five-bay two-storey over basement house, built c. 1790, having two-storey additions to rear. Hipped slate roof with overhanging bracketed eaves and rendered chimneystacks to main house with flat roofs to rear blocks. Rendered walls with render quoins and plinth. Round-headed tooled limestone doorcase to front door, with pilasters, imposts, archivolt and cornice, and having plain overlight, double leaf timber panelled doors and approached by limestone steps. Extensive two-storey outbuildings to south and south-west, having pitched slate roofs and rendered stone walls, incorporating carriage arch, domestic quarters and date stone engraved 1790. Large walled garden to south. Quadrant gateway to road with rendered walls and piers.	
S872	Ballydavid	house'	Detached three-bay three-storey over basement house, built c. 1800, with shallow return to rear, projecting flat-roofed timber porch to front and recent single-storey extensions to rear. Pitched slate roof with cast-iron rainwater goods and rendered chimneystacks. Roughcast rendered walls. Replacement timber sash windows, tripartite to ground floor, six-over-six pane to first and second floors and nine-over-nine pane to ground, all with stone sills. Replacement timber door, and surround glazing, set in segmental-headed opening. Porch comprises paired slender fluted timber columns on limestone plinth, supported entablature and having limestone steps. Single-storey addition to south with pitched artificial slate roof.	
S873	Ballybeg	Littleton Lodge	Detached four-bay two-storey house, built c. 1820, having crenellated semi-elliptical tower to south-west corner mirrored by similar but blank façade to south-east corner, latter concealing single-storey lean-to addition to east gable. Pitched artificial slate roof with decorative terracotta ridge capping and having brick chimneystacks. Roughcast rendered walls with smooth render plinth. Pointed-arch openings to west tower, square-headed elsewhere, all with moulded render surrounds with keystones and having replacement uPVC windows and door. Two-storey outbuilding to north-west and two ranges of single-storey outbuildings to north.	
S874	Liskeveen	Kevinsfort	Detached three-bay two-storey house, built c. 1810, having three-bay two-storey return to rear. Hipped slate roof to main block with pitched slate roof to return. Rendered chimneystacks. Rendered walls with projecting stucco quoins to main block. Replacement timber windows to main block with some two-over-two pane and double one-over-one pane timber sash retained to return, all with limestone sills. Glazed timber front door having replacement timber side lights and spoked fanlight, in recessed segmental-headed opening. Glasshouse to south. Rendered outbuildings to enclosed yard to rear, entered through dressed limestone carriage	




			arch to south. Later nineteenth century three-bay single-storey gate lodge to south of house opposite main entrance, having pitched slate roof with decorative timber bargeboards and with two-over-two pane timber sash windows.	
S875	Liskeveen	Liskeveen House	Detached three-bay two-storey house, built c. 1800, with two-bay side elevations, lower three-bay two-storey addition to rear and having projecting pedimented entrance porch of c. 1860. Flat-roofed addition to rear. Hipped slate roof with wide eaves and with pitched slate roof to rear block, with cut limestone chimneystacks and terracotta chimneypots. Roughcast rendered walls. Square-headed openings with one-over-one pane timber sash windows. Variety of blind windows, six-over-six-pane timber sash windows and replacement uPVC windows to rear. Round-headed fixed and timber sash windows to porch. Porch has render pilasters to elevations and to pedimented centre of main elevation, and has ornate cast-iron parapet. Square-headed doorway in side wall of porch, with decorative timber panelled door and paned overlight. Ornate cast-iron piers of former garden gate near doorway. Extensive courtyard of outbuildings, with ten-bay two-storey and multiple-bay single-storey ranges, to east of house, with pitched slate roofs, rendered walls, now partially derelict. Single-arch stone bridge to site having dressed limestone voussoirs, stone piers and balustrade. Quadrant entrance gates to small country house, erected c.1860, comprising ornate cast-iron piers to vehicular entrance, with cast-iron gates and railings with cut limestone plinths. Detached derelict three-bay single-storey gate lodge inside gates, with lean-to rear addition, hipped slate roof with rendered chimneystack and remains of decorative timber fascia, and with ruled-and-lined rendered walls and timber sash windows with panelled shutters.	
S876	Ballybeg	Littleton Rectory	Detached three-bay two-storey over basement house, built c. 1780, reconstructed without original third storey and extended to rear, in 1978, and with flat-roofed entrance porch. Hipped artificial slate roof with rendered chimneystacks. Rendered walls. Square-headed timber sash windows, mainly six-over-six pane but with nine-over-six pane to front ground floor. Porch comprises engaged columns flanking glazed timber double doors and sidelights to front wall and windows to side walls.	
S406	Ballingarry	Ballingarry Church of Ireland	Cut stone church with paired lancet. Octagonal spire on tower at corner, chancel. Base-batter to walls.	






S407	Ballingarry	House	Three bay, two storey house in village. Lean-to on gable end. Parapet eaves, two chimneys, natural slate roof in disrepair. Standing derelict in village	
S408	Ballingarry	House	Two storey, four/five bay stone house. Dated at mid-eighteenth century. Stone quoins, some original window frames remain. Natural slate roof in disrepair.	
S409	Ballynaclogh	Ballynaclogh Church	Church. Stone tower with castellations.	
S410	Ballynaclogh	Ballynaclogh House	Four bay, two storey house. Dashed with pitched slate roof. Remains of castle within curtilage of house.	
S411	East Main Street, Borrisokane	Aib Bank	Two storey, 4-bay building with window hood moulds and plinths on ground floor façade.	
S412	West Main Street, Borrisokane	Woolpack Inn	Three-storey, 4-bay house with dashed finish and includes entrance, coach arch and shopfront.	







S413	West Main Street, Borrisokane	Woolpack Inn	Three-storey, 3-bay rendered building with new shopfront.	
S414	West Main Street, Borrisokane	Michael Collins Solicitors/BOI	Three-storey 2-bay cut limestone building.	
S415	West Main Street, Borrisokane	House	Three-storey, 3-bay limestone building with coach arch.	
S416	East Main Street, Borrisokane	Swallow Inn	Three-storey, 2-bay building with dashed render.	
S417	West Main Street, Borrisokane	Methodist Church	Limestone façade with new extension to the rear.	
S418	East Main Street, Borrisokane	Bathroom Shop'	Two storey, 4-bay building with coach arch. Modern shop window has altered original ground floor fenestration.	
S419	East Main Street, Borrisokane	Town House	Two-storey, 3-bay town houses with lime plaster render.	






S420	East Main Street, Borrisokane	Garda Station	Two-storey, 5-bay rendered Victorian building with brick reveals.	
S421	North Mill Street, Borrisokane	Old Church	David Clarke Memorial Hall- Limestone façade, gable fronted building with Dormer windows in the roof.	
S422	South Mill Street, Borrisokane	Old Church Centre	Dressed Limestone, former R.C. church with walled entrance and mature hardwood trees. Built circa 1832.	
S423	North Mill Street, Borrisokane	House	Two-storey, 3-bay house with colonial style porch at centre over entrance	
S424	North Mill Street, Borrisokane		Georgian House Two-storey over basement, 3- bay Georgian house set in enclosed grounds with outbuildings and mature hardwood trees.	
S425	The Terrace, Borrisokane	Georgian House	Semi-Detached three-storey, 3-bay Georgian house with side entrance to outbuildings and yard. Entrance is at first floor via steps, sash windows and dashed render.	
S426	The Terrace, Borrisokane	Georgian House	Semi-Detached three-storey, 3-bay Georgian house with side entrance to outbuildings and yard. Entrance is at first floor via steps, sash windows and dashed render.	






S427	The Terrace, Borrisokane	Georgian House	Semi-detached three-storey, 3-bay Georgian house with side entrance to Outbuildings and yard. Entrance is at first floor via steps, sash windows replaced and roof replaced, dashed render.	
S428	The Terrace, Borrisokane	Georgian House	Semi-detached three-storey, 3-bay Georgian house with side entrance to outbuildings and yard. Entrance is at first floor via steps, sash windows replaced by PVC and roof replaced, dashed render.	
S429	The Terrace, Borrisokane	Georgian House	Detached three-storey, 4-bay Georgian house with side entrance to outbuildings and yard. Entrance is at first floor via steps, sash windows and dashed render.	
S430	Adjacent to derelict Mill buildings, Mill Street, Borrisokane		Dwelling. Two-storey, 3-bay dashed Georgian house attached to derelict mill buildings.	
S431	Adjacent to Community College, Borrisokane		District Court. Two-storey 14 bay building with single storey side extension on western elevation. Part of Borrisokane Poor Law Union Workhouse of 1851.	
S432	Rear of 21, Borrisokane		Single-storey, 4-bay limestone building.	






S434	North side of Main Street, Borrisoleigh		Two-storey 3-bay terraced house with fanlight doorway.	
S436	North side of Main Street, Borrisoleigh	Finns Pub	Three storey two bay building with hood moulds, window architraves and decorative shopfront.	
S437	South Main Street, Borrisoleigh	shop	Two-storey, 3-bay building with coacharch and simple shopfront.	
S438	South Main Street, Borrisoleigh	Catholic Church		
S439	Pallas Street, Borrisoleigh	house	Two-storey, 2 windows on first floor, 4 windows on ground floor, hood moulds to windows.	






S440	Pallas Street, Borrisoleigh	Convent	Detached five-bay two-storey convent with advanced gable-fronted end-bays and rear return, built c. 1880. Pitched slate roof having rendered chimneystacks, cast-iron rainwater goods and with cross finials to gables. Roughcast rendered walls with render string course, render quoins and decorative surrounds with keystones to openings. Replacement uPVC windows with stone sills throughout. Segmental-arched openings to first floor and round-arched openings to ground floor, of central block. Venetian windows to first floor with statues in recesses over and canted bay windows to ground floor, to end bays. Round-headed door opening with hood moulding and with glazed timber door with side lights and fanlight. Chapel to rear with apse and four-bay side elevations containing round-headed windows separated by pilasters. Cast-iron gates with ashlar masonry piers to north-east.	
S441	East side Chapel St., Borrisoleigh		Two-storey three bay building with coach arch. Render has been removed on front elevation and limestone/brick exposed.	
S442	East side Chapel St., Borrisoleigh		Two 3-storey, 2-bay semidetached houses with dressed sandstone façade.	
S443	East side Chapel St., Borrisoleigh		Two 3-storey, 2-bay semidetached houses with dressed sandstone façade.	
S444	Doughkill, Carrig	Carrig House	Five bay, two over basement. Hipped natural slate roof. Cut stone arch on door. Arched sash windows. Two bay deep with standard and arched windows. Ruins of old house attached to rear of existing.	






S445	Carrig	Carrig Windmill	Ruins of a stone windmill tower.	
S446	Carrig	ruins	Ruins of an old stone building with brick quoins on door and window. Located beside windmill ruins.	
S447	Carrig	Carrig Church		
S448	Mullenkeagh, Borrisokane Road, Cloughjordan		Distillery Cottage Single-storey, three bay cottage enclosed by masonry wall.	
S449	Mullenkeagh, Borrisokane Road, Cloughjordan		Dwelling (Antiques shop) Three-storey, 3- bay building with central entrance, dashed render.	
S450	Borrisokane Road, Cloughjordan	Old Presbytery	Three-storey, 3-bay building with central entrance with fan light entrance at centre.	






S451	Junction of Main St and Nenagh Rd, Cloughjordan	St Kieran's Church	St Kieran's Church of Ireland – fine example of First Fruits Church 1837.	
S452	Main St., Cloughjordan	Methodist Church.	Gable fronted Methodist Church.	
S453	Cloughjordan	St Michael's Church	Catholic Church, limestone with low bell tower.	
S454	Cloughjordan	Bank House	Three-storey over basement building, 3-bay with dormer windows	
S455	Cloughjordan	house	Dwelling and outbuildings.	







S456	Cloughjordan	Cloughjordan House	Dwelling comprising of 17C gable fronted building, 18C 5-bay 2/storey centre wing with return, and gable fronted ballroom.	
S457	Cloughjordan	Railway Station	Single storey rendered building with limestone coins and reveals on front façade, station platform, entrance piers and gates.	
S459	Drom	Drom Church	T-style, large barn style church. Pebble dash with quoins. Architrave on windows and doors. Leaded glass. Date stone 1829.	
S460	Drom	House	Three bay, two storey, rendered house with quoins. Architrave surrounding door and windows. Hipped roof with red ridge tiles.	
S461	Drom	House	Three bay, two storey house. Hipped natural slate roof. Two red brick chimneys. Timber sash windows. Pebble dash.	





S463	Blakefield, Gortagarry	Gortagarry R.C. Chapel	T-style church with pitched roof. Arched windows.	
S464	Blakefield, Gortagarry	house	Three bay, two storey house. Pitched slate roof with chimney on either gable. Single storey flat roof protrusion to centre front bay. Single store, pitched roof extension to gable end.	
S465	Holycross	R.C.Chapel	Catholic Church, example of barn style dated 1834.	
S466	Holycross	Farney castle	Farney castle, Holycross.	
S467	Holycross		Two No. 2 storey, 2 bay semi-detached late Georgian town houses with fan light over entrances.	
S471	Ballygown South, Silvermines		Two storey, streetside residence and attached business. Rendered with quoins. Architrave over residential door and window. Part of old shop front and name remaining.	




S472	Ballygown South, Silvermines		Two storey, streetside residence and attached business. Rendered with quoins. Architrave over windows. Old shop front and name remaining.	
S473	Cloonanagh, Silvermines		Two storey streetside stone terraced building. Datestone 1859.	
S474	Cloonanagh, Silvermines		Three bay, two storey streetside terraced house. Timber sash window on upper floor.	
S475	Ballygown South, Silvermines		Three bay, two storey house with two storey return. Two protruding bays on ground floor. Render and wet dash finish. Hipped natural slate roof.	
S476	Cloonanagh, Silvermines		Single storey cottage on crossroads. Wet dash. Pitched slate roof with parapet eaves.	




S477	Silvermines		Old smelting house near national school.	
S478	Templederry	Templederry Church of Ireland	Barn style church. Wet dashed. Pitched slate roof. Cut stone surrounds on windows. Cut stone bell tower with four pinnacles. Date stone – 1828.	
S479	Cloghonan, Templederrey	Cloghonan House	Three bay, two storey house. Two bay deep. Hipped natural slate roof with valley. Timber sash windows.	
S480	Cloghonan, Templederrey	Templederry Church	Three bays, round headed windows, tower with external stairs. Built by John Cullin 1828. Otway tombs in church.	
S481	Cloghonan, Templederrey	Templederry Presbytry	Two storey house. Hipped natural slate roof. Long, narrow rounded windows to one elevation with single storey flat roof protrusion containing doorway. Single storey lean-to to rear.	





S485	Newport Local Area Plan	Church of the Most Holy Redeemer	Built in 1933 this prominent church is designed based on Renaissance style. The church tower is a landmark from all approach roads	
S486	Newport Local Area Plan	Protestant Church	Freestanding cuboidal limestone mausoleum, built c. 1830, and standing in graveyard of now demolished church. Rubble limestone walls with cut stone coping, dressed stone quoins and with pilasters to front with egg-shaped finials. Square-headed entrance with keystone and with carved stone coat of arms and inscribed plaque, now illegible. Inscribed stone tablet to rear, also illegible. Enclosed by rubble limestone walls and containing stone and cast-iron tombs and memorials.	
S487	Newport Local Area Plan	Convent House and School	Five bay, two storey rendered convent building	
S488	Newport Local Area Plan	O' Sullivan's Pub	Two storey pub with simple shop front	
S489	Newport Local Area Plan	Hickey's	Two storey shop/pub with simple shop front	
S490	Newport Local Area Plan	The Barracks	Two storey rendered building	
S491	Newport Local Area Plan	McDonagh's House	Built as Market House C1822	





S492	Newport Local Area Plan	Town House	Two-storey, four bay late Georgian town house	
S493	Newport Local Area Plan	Ed Daly Butchers	Two-storey, three bay building with coach arch	
S494	Newport Local Area Plan	Town House	Two No 2-storey, 2 bay semi-detached late Georgian town houses with fan light over entrances.	
S495	Newport Local Area Plan	Courthouse and Bridewell	Built in C.1862 this is a two storey limestone building with sash windows	
S496	Newport Local Area Plan	St. John's School	Two storey, three bay rendered building parallel to road	
S497	Newport Local Area Plan	Bloomfield House	Two storey, four bay with side extension, fan light over entrance, two chimneys and hipped roof	





S498	Newport Local Area Plan	Coffey's House	Two storey, 3 bay Georgian house with two central chimneys and hipped roof	
S499	Newport Local Area Plan	Ryan's	Formally Ryan's public house, two storey, two bay house with hipped roof	
S500	Newport Local Area Plan	The Pound Keepers House	Dormer style cottage, pitched tiled roof, timber windows and door	
S501	Newport Local Area Plan	Old Chapel Gates	Ruins of old stone cruciform style church and gates, built in 1795	
RC001	Main Street, Roscrea		End-of-terrace corner-sited six-bay two-storey house with attic, built c. 1830, with former shopfront to Main Street elevation. Pitched slate roof with rendered chimneystacks. Rubble limestone walls. Timber sash windows, six-over-six pane to first floor and fixed two-over-two pane to ground with brick voussoirs. Square-headed door openings with brick lintels, timber panelled door and glazed door. Former shopfront comprising square-headed opening with glazed timber door, plate glass window and concrete sill and fascia. North and west walls of building are skewed and corner is chamfered. Stone outbuildings to rear.	
RC002	Bohrengloss, Roscrea		Outbuildings located to rear of End-of-terrace corner-sited six-bay two-storey house with attic, built c. 1830, with former shopfront to Main Street elevation	
RC003	Main Street Roscrea	Seamus Browne Auctioneer & Valuer	Terraced twostorey house, built c. 1870, now also in use as shop with shopfront to ground floor	





RC004	Main Street Roscrea		Terraced three-bay three-storey house, built c. 1850, now also in use as shop with render shopfront and integral carriage arch to south-east elevation. Pitched artificial slate roof with rendered chimneystacks. Rendered walls with rusticated render quoins and render plinth. Timber sash windows with render surrounds. Segmental-arched carriage opening. Shopfront comprising render pilasters flanking fixed timber windows, glazed door and cloth awning.	
RC005	Main Street Roscrea		Terraced four-bay three-storey former house and public house, built c. 1945, now in use as dental practice with former shopfront to ground floor. Pitched slate roof with rendered chimneystacks. Stretcher bond brick walls with render string course and edging. Margined timber sash one-over-one pane windows with raised render reveals and keystones. Shopfront comprising rendered walls with render cornice, fixed windows with concrete sills and timber half-glazed doors with overlights.	
RC006	Main Street Roscrea	The Catwalk	Terraced two-bay three-storey house, built c. 1870, now also in use as shop with shopfront to ground floor. Pitched slate roof. Rendered walls with render cornice, consoles and with continuous sill-course to second floor. Timber sash two-over-two pane windows with decorative render surrounds, render sills and with frieze and cornice to first floor. Shopfront comprising channelled render piers, timber fascia, dentillated cornice, plate glass window and timber panelled door with overlight.	
RC007	Main Street Roscrea	Patterson's Hardware	Terraced three-bay three-storey former house, built c. 1810, now in use as shop with render shopfront to ground floor. Pitched roof. Rendered walls	




RC008	Main Street Roscrea	Michael Moran	Terraced three-bay three-storey former house, built c. 1810, now in use as shop with render shopfront to ground floor. Pitched artificial slate roof with rendered chimneystacks. Rendered walls with double-height render fluted pilasters to upper floors. Timber sash one-over-one pane windows with render surrounds and keystones and stone sills. Round-headed door opening with timber panelled door, having fanlight above and flanked by timber pilasters and consoles. Shopfront comprising render pilasters, fascia and cornice, plate glass windows and timber half-glazed double doors.	
RC009	Main Street Roscrea	Mrs Quin's Charity Shop	Terraced twostorey house, built c. 1850, now also in use as shop with shopfront to ground floor	
RC010	Main Street Roscrea	Bright Look	Terraced twostorey house, built c. 1850, now also in use as shop with shopfront to ground floor	
RC011	Main Street Roscrea	Maloney Menswear	Terraced four-bay three-storey former house with integral carriage, built c. 1810, now in use as shop and with shopfront to ground floor. Pitched slate roof with rendered chimneystacks and moulded eaves course. Rendered walls with render quoins and sill course. Square-headed openings with timber sash one-over-one pane windows and render surrounds. Segmental-arched carriage opening with channelled render surround and replacement timber double doors. Shopfront comprising timber panelled pilasters flanking openings with consoles, fascia and cornice with awning, plate glass windows, timber panelled double doors with overlights.	
RC012	Main Street Roscrea	Clarkes	Terraced two-bay three-storey house, built c. 1870, now also in use as a shop to ground floor. Pitched artificial slate roof with moulded parapet having consoles and dentils. Rendered walls with render quoins and sill courses. Timber sash two-over-two pane windows with render surrounds to openings. Full-width glazed shopfront inserted to ground floor.	




RC013	Main Street Roscrea	Hayes	Terraced two-bay four-storey house, built c. 1810, now also in use as public house and having render pubfront to ground floor. Pitched artificial slate roof with rendered chimneystacks. Rendered walls with render string course. Timber sash one-over-one pane windows with render surrounds, having decorative pediments to first floor openings. Pubfront comprising channelled render walls, fascia with painted lettering, dentillated cornice and replacement window and door.	
RC014	Main Street Roscrea	The Video Centre & Creation Hair Studio	Terraced four-bay three-storey house, built c. 1800, now also in use as shop and hairdresser's, having shopfronts to ground floor. Pitched slate roof with render chimneystacks. Rendered walls with render sill course. Timber sash one-over-one pane windows with render surrounds, having decorative pediments over first floor openings. Shopfronts comprising channelled render walls with render plinth, with fascia, dentillated cornice, plate glass windows and timber panelled doors having overlights.	
RC015	Main Street Roscrea	Tasty Burger Take Away	Terraced three-storey former house, built c. 1810, now in use as shop with render shopfront to ground floor	
RC016	Main Street Roscrea	Egan's Family Butchers	Terraced three-bay three-storey house, built c. 1860, now also in use as a butcher's shop and having shopfront to ground floor. Pitched slate roof with rendered chimneystack and cast-iron rainwater goods. Roughcast rendered walls. Timber sash one-over-one pane windows with stone sills. Shopfront comprising bakelite cladding and recessed glazed door having overlight flanked by chrome fixed windows.	
RC017	Main Street Roscrea	Phelans Market House	Terraced, two bay, three-storey former house, now in use as public house with render shopfront to ground floor	
RC018	Main Street Roscrea	AIB	Terraced four-bay three-storey purpose-built bank with integral carriage arch, built c. 1880, having two-storey breakfront, with open internal porch comprising Ionic columns and frieze. Pitched artificial slate roof with rendered chimneystacks. Roughcast rendered walls with moulded sill course, cornice, modillions and paired decorated consoles to upper floors. Smooth rendered walls to ground floor with rusticated piers to entrance having render mask and floral decorations and render cornice and frieze. Timber sash windows and tripartite timber sash window, three-over-three pane to second floor and six-over-six to first floor, with render	





			surrounds and keystone decorations to first floor. Plate glass and replacement timber windows to ground floor. Segmental-arched carriage arch with timber matchboard doors.	
RC019	Main Street Roscrea	Elevation Gents & Ladies Wear	End-of-terrace three-bay three-storey house, built c. 1830, with timber shopfront to north-west elevation. Hipped and pitched slate roof with rooflights and rendered chimneystacks. Rendered walls with render quoins. Timber sash two-over-two pane windows with stone sills and render surrounds. Shopfront comprising timber pilasters with consoles and fascia, plate glass windows, glazed door and overlight.	
RC020	Main Street Roscrea	J. Dillon	Terraced, three-storey former house,, now in use as public house with render shopfront to ground floor	
RC021	Main Street Roscrea	Garda Station	Terraced five-bay three-storey former RIC barracks, built c. 1860, now in use as Garda barracks with integral carriage arch to north end. Pitched artificial slate roof with rendered chimneystacks and carved brackets to eaves. Snecked cut sandstone walls with stone eaves cornice. Square-headed openings with replacement uPVC windows and concrete sills. Round-headed door opening with timber matchboard double door and with fanlight under cut stone canopy with consoles and keystone. Segmental-arched carriage arch with cut limestone voussoirs.	
RC022	Main Street Roscrea	Supermacs	Terraced four-bay three-storey former hotel, built c. 1860, now in use as restaurant with shopfront to ground floor. Pitched slate roof with triple timber-bracketed eaves and with cut sandstone chimneystack. Snecked cut sandstone walls with raised sandstone quoins, eaves cornice and sill-course. Timber sash windows to upper floors, two-over-two pane within segmental-arched openings to first floor and two-over-pane in depressed-arched openings with raised keystones to second. Timber shopfront comprising fluted pilasters, consoles, fascia and cornice with plate glass windows and timber half-glazed door.	
RC023	Main Street Roscrea	Connaires	Terraced four-bay three-storey with attic former house with integral carriage arch, built c. 1790, now in use as shop and having timber shopfront to ground floor. Pitched artificial slate roof with rendered chimneystack and stone eaves course. Coursed rubble limestone walls. Timber sash windows, three-over-six pane to second floor and six-over-six pane to first, with brick block-and-start surrounds and stone sills. Shopfront comprising timber pilasters, consoles, cornice and fascia with plate glass windows and timber half-glazed door. Segmental-headed carriage arch with limestone voussoirs.	





RC024	Main Street Roscrea	M. Mullally & Paddy Power Bookmaker & The Music Store	Two storey, multiple bay shop, subdivide into units. Pitch artificial slate roof.	
RC025	Main Street Roscrea	Doyle's Shoe Centre	Terraced three-bay three-storey house with now in use as retail outlet to ground floor	
RC026	Main Street Roscrea	TV Centre & P McQuaid hairdressing	Terraced three-bay three-storey house with integral carriage arch, built c. 1850, now also in use as retail outlets to ground floor. Pitched slate roof with rendered chimneystack. Ruled-and-lined rendered walls with double-height fluted render pilasters to upper floors. Square-headed openings with replacement uPVC windows having render surrounds. One shopfront comprising timber fluted pilasters and replacement fascia, plate glass window and timber half-glazed door. Other shopfront comprising timber fluted pilasters supporting timber fascia and cornice, with plate glass window and timber panelled door.	
RC027	Main Street Roscrea	Victor Mitchell, Auctioneer & P. Gilligan	Retail unit in use auctioneers	
RC028	Main Street/ Castle Street Roscrea	Joe Molloy	Three storey corner unit in use as a bookmaker	
RC029	Rosemary Street Roscrea	Permanent TSB	Corner-sited end-of-terrace five-bay two-storey with attic former house, c. 1820, now in use as bank and having shopfront to north-east elevation. Pitched slate roof with cast-iron rainwater goods. Rendered walls with render quoins, plinth and cornice. Timber sash one-over-one pane windows with stone sills and central lunette opening with timber window. Shopfront comprising render pilasters flanking fixed windows and pair of timber half-glazed doors with overlight, having channelled render stall risers and timber fascia with timber cornice.	






RC030	Main Street Roscrea		Corner-sited end-of-terrace five-bay three-storey former hotel, built c. 1905, now also in use as public house. Four-bay elevation to side street. Hipped artificial slate roof with rendered chimneystacks and cast-iron rainwater goods. Lined-and-ruled rendered walls with render quoins and plinth. Timber sash windows, mainly two-over-two pane to front and one-over-one pane to side elevation, with render surrounds and stone sills, with window guards to side elevation. Altered to ground floor, openings enlarged and fixed windows and glazed doors inserted.	
RC031	Main Street Roscrea		Terrace six bay, three storey building c. 1890, originally tow separate three bay buildings.	
RC032	Main Street Roscrea	Post Office	Terraced three-bay three-storey post office, built c. 1900, with render shopfront to ground floor. Pitched slate roof with rendered chimneystacks and cast-iron rainwater goods. Rendered walls to ground floor, roughcast rendered walls to upper floors with vertical render plat bands to quoins. Segmental-arched openings with render surrounds, cornices and sills and timber sash two-over-two pane windows. Square-headed door opening with timber panelled door, render surround and paned overlight. Shopfront comprising channelled render pilasters, with fascia and cornice above with painted lettering, and having timber fixed windows with render sills.	
RC033	Castle Street Roscrea	Damer Lounge & Petals	Terrace three bay, three storey house c. 1880 with round headed door openings and segemental headed window openings to ground floor.	
RC034	Castle Street Roscrea		Terrace four bay two storey house c.1820 retaining original fenestration to first floor	
RC035	Castle Street Roscrea	Something Special	Two bay three storey corner unit in use as a retail unit	




RC036	Castle Street Roscrea	Fayre Days	Two storey, three bay unit in use as a cafe	
RC037	Castle Street Roscrea	P. Coffey Pharmacy	Two bay two storey corner unit in use as a retail unit	
RC038	Castle Street Roscrea		Freestanding cast-iron gas lamp standard, c. 1880, on fluted pedestal. Now disused.	
RC039	Castle Street Roscrea	Irish Nationwide	erraced five-bay three-storey neo-classical style bank, built c. 1870, with slightly advanced end bays and single-bay single-storey extension to south-east having integral carriage arch. Now also in use as office. Pitched slate roof with rendered chimneystacks and stone parapet. Ashlar sandstone walls with channelled rusticated sandstone to central ground floor bays and with sill course to first floor. Segmental-arched openings to second floor, depressed-arch openings with raised surrounds to first and round-arched openings with voussoirs to ground, all recessed and with timber sash windows and stone sills. Round-headed door openings with stone surrounds with rope moulding and decorative keystones, fanlights and with timber matchboard doors and stone steps. Sandstone segmental-arched carriage arch with timber matchboard doors and dressed stone voussoirs.	
RC040	Castle Street Roscrea	R. Tormey Victualler	Terrace two bay, three storey house c1820 with segemental headed integral carriageway to right ground floor	
RC041	Castle Street Roscrea	Euro World	Terraced, three bay, three storey house c.1880, retaining original fenestration to upper floors.	
RC042	Castle Street Roscrea	Grant's Hotel	Terraced three bay two storey house c1850 with single bay single storey flat roof projecting porch to ground floor. In use as a hotel	




RC044	Castle Street Roscrea	Bank of Ireland	End-of-terrace five-bay two-storey purpose-built bank, built c. 1870. Pitched slate roof with stone parapet. Red brick to first floor with moulded eaves cornice, and ashlar limestone walls with quoins and string course to ground floor. Timber sash six-over-six pane windows throughout, with stone surrounds and cornices to first floor, flanking tripartite timber sash window with pilasters, consoles and cornice. Segmental-arched door opening with moulded keystone, having recessed double timber half-glazed doors with overhead, sidelights, carved stone surround and approached by flight of steps. Area to front with railings.	
RC045	Castle Street Roscrea		End-of-terrace L-plan three-bay two-storey Masonic hall, built 1881, part gable-fronted with integral carriageway. Flat and pitched slate roofs with rendered chimneystacks. Rendered walls with limestone date plaque. Square-headed openings with fixed timber windows and stone sills. Square-headed carriage arch with timber matchboard double doors. Square-headed door opening with timber panelled door having render brackets, cornice, pediment, replacement timber door with sidelights and with limestone date plaque above. Date plaque of 1773 in front wall.	
RC046	Castle Street Roscrea	Roscrea Castle	Ruins of castle within the grounds of Damer House	
RC047	Roscrea Castle Roscrea	Damer House	Detached nine-bay three-storey over basement former house, built c. 1730, with later five-bay two-storey U-plan wing to south-west, and now in use as a heritage centre. Hipped artificial slate roofs with rendered chimneystacks to main block and brick to wing. Rubble sandstone walls with carved sandstone plinth and cornice. Replacement timber sash windows, six-over-six pane to basement and nine-over-nine pane elsewhere, with raised dressed stone surrounds and stone sills in square-headed openings. Replacement timber windows, stone sills and voussoirs to south-west wing. Timber panelled door with paned overhead, flanked by carved stone Corinthian pilasters, with architrave, frieze and cornice with broken scroll pediment above, approached by flight of limestone steps. Round-headed doorcase to south-west wing with carved stone block-and-start surround and fanlight.	
RC048	Roscrea Castle Roscrea	Damer House	Multiple ancillary buildings in Damer House complex	





RC049	Castle Street Roscrea		Freestanding rectangular-profile cut stone Board of Ordnance boundary stone, c. 1800, with inscribed lettering.	
RC050	Castle Street Roscrea	Christy Maher Lounge & Bar	Public house to west end of Castle Street	
RC051	Castle Street Roscrea	The Corner Shop	Terraced three bay, three storey building c.1790with chamfered corner	
RC052	Castle Street Roscrea	Perfections Beauty Clinic & Stonewoods	Corner-sited end-of-terrace three-bay two-storey former house, built c. 1880, now in use as shop and retail outlet with chamfered north-west corner, timber shopfront to west elevation and two-bay two-storey return to south elevation. Pitched artificial slate roof with rendered chimneystack. Rendered walls with render quoins. Timber sash two-over-two pane windows with stone sills and render surrounds. Timber half-glazed door with render surround. Shopfront comprising timber pilasters with fascia, consoles and cornice, having plate glass window with timber surround and timber half-glazed panelled door.	
RC054	Castle Street Roscrea	Dunnes	to west end of Castle Street	
RC055	The Mall Roscrea		Freestanding rectangular-profile cut stone Board of Ordnance boundary stone, c. 1800, with inscribed lettering.	
RC056	The Mall Roscrea		End of terrace, four bay, tow storey house c 1865 with carriagearch	
RC057	The Mall Roscrea	The Manse	Detached three-bay two-storey manse house, built c. 1890, with single-bay two-storey canted end bays. Pitched artificial slate roof with rendered chimneystacks. Roughcast rendered walls with render plat bands. Timber sash one-over-one pane windows with continuous render sills. Timber panelled door with overlight, render architrave and cornice, approached by stone steps. Garden to front with cast-iron gates and railings.	





RC058	The Mall Roscrea	Methodist Church	Detached cruciform-plan gable-fronted Methodist church, dated 1902, with five-bay side elevations, three-bay projecting bow-plan porch having single-storey advanced gable-fronted entrance front to centre, two-bay vestry to north-west with advanced entrance front, and with single-bay hall at right angles to north-west elevation. Pitched artificial slate roofs with artificial slate roof to entrance porch. Snecked rusticated limestone walls with dressed limestone date stone, cut stone buttresses and pinnacles to front elevation. Chamfered tripled round-headed windows to porch with dressed stone surround, square-headed and lancet-arched windows to upper front elevation and lancet-arched windows to side elevations. Pointed-arched door opening with replacement timber matchboard double doors, overlight, dressed stone surround and stone steps. Garden to front with decorative cast-iron gate and railings.	
RC059	The Mall Roscrea		Detached three-bay three-storey house, built c. 1880, now in use as offices. Pitched slate roof with rendered chimneystacks and cast-iron rainwater goods. Lined-and-ruled rendered walls with render quoins and plat bands. Square-headed openings with fluted and channelled render surrounds, stone sills and replacement uPVC windows. Timber panelled door with stone step, fanlight and channelled render surround.	
RC060	The Mall Roscrea	The Rectory	Detached three-bay two-storey over basement glebe house, built c. 1810, with two-storey gable-fronted breakfront. Two basement level glass and timber conservatories to front elevation. Hipped artificial slate roof with rendered chimneystacks and cast-iron rainwater goods. Roughcast rendered walls. Square-headed openings with single and tripartite timber sash six-over-six pane windows and some replacement uPVC windows, having stone sills and render surrounds. Timber panelled door with fanlight and sidelights approached by flight of steps. Garden around house with cast-iron railings and gate.	
RC061	Rosemary Square Roscrea	Emmy Liz & Outdoor World	Terrace four bay two storey house c1910	
RC062	The Mall Roscrea		Corner-sited end-of-terrace two-bay two-storey house, built c. 1915, with shopfront to south-west elevation. Hipped artificial slate roof with rendered chimneystacks. Rendered walls with render quoins. Timber sash one-over-one pane windows with stone sills and render surrounds. Timber panelled half-glazed doors with render surrounds to east elevation. Shopfront comprising fascia with moulded timber cornice having replacement timber window and timber panelled half-glazed double doors. Doorway to first floor in south-east façade.	






RC063	Rosemary Square Roscrea	Kellers Carry Out	Detached three-bay two-storey house with rounded corner to the north-west, c. 1880, now also in use as shop with single-bay single-storey extension to south-west. Hipped and rounded artificial slate roof with rendered chimneystack. Rendered walls with render quoins and timber fascia above entrance. Square-headed windows to first floor and segmental to ground, with replacement timber windows, moulded render surrounds and sills. Segmental-arched door openings with moulded render surround, timber panelled doors and overlights.	
RC064	Church Street Roscrea		End-of-terrace two-bay three-storey former house, c. 1860, now in use as offices. Pitched artificial slate roof. Roughcast rendered walls to upper floors and lined-and-ruled render walls to ground floor. Timber sash windows, three-over-three to second floor and six-over-six to first and ground, with stone sills. Replacement timber panelled door with overlight.	
RC065	Church Street Roscrea	Blackmills	Detached L-plan multiple-bay three-storey former mill building, built c. 1820, now in use as interpretative centre. Pitched artificial slate roofs with replacement uPVC skylights. Rubble sandstone walls with full-height glass to south-east gable. Square-headed openings with replacement uPVC windows and concrete sills. Retaining arch of former millrace in east block.	
RC066	Church Street Roscrea	Round Tower	Remains of round tower	
RC067	Church Street Roscrea	St. Cronans Church of Ireland Church	Detached single-cell gable-fronted church, built 1812, with five-bay side elevations to nave, four-stage tower and porch to south-west elevation, and vestry to south-east elevation. Pitched artificial slate roof. Coursed dressed sandstone walls with stringcourses, crenellated parapets and with pinnacles to gable ends and having crenellations and pinnacles to tower, and diagonal buttresses and pinnacles to porch. Pointed-arched window openings with stained glass windows and dressed stone surrounds. Pointed-arched opening with timber matchboard double doors having dressed stone surround. Graveyard surrounded by rubble boundary wall and cast-iron railings having cast-iron gate set into surviving west front of Romanesque church.	





RC068	Church Street Roscrea	St. Cronan's Church	Ruins of former church	
RC069	Church Street Roscrea	St. Cronan's Graveyard	Graveyard surrounded by rubble boundary wall and cast-iron railings having cast-iron gate set into surviving west front of Romanesque church.	
RC070	Rosemary Square Roscrea	Oliver Douglas & Sons Builders Providers	End of terrace four bay three storey building c1890	
RC071	Rosemary Square Roscrea		Detached three-bay single-storey house, built c. 1898 onto east gable of medieval franciscan friary and onto rear of earlier three-bay two-storey house. Pitched artificial slate roof with rendered chimneystacks. Ruled-and- lined rendered walls with render quoins to front block and pebbledash to rear block. One-over-one pane timber sash windows throughout, paired to end bays of both blocks, having segmental-headed openings to front blocks with overlights, and square-headed openings to rear block, with stone sills, continuous to end bays of rear block. Segmental-arched door opening to front with timber panelled door, cobweb fanlight and sidelights and round-headed doorway to rear with cobweb fanlight. Garden to front with decorative cast-iron railings and gate. Rear yard accessed through gateway with rendered piers and cast-iron gates. Multiple-bay two-storey outbuilding to yard with pitched corrugated-iron roof, rendered stone walls and having segmental-arched carriage entrance and square-headed doors and windows.	





RC075	Abbey Street Roscrea	Abbey Hall	Detached gable-fronted three-bay two-storey over raised basement neo-classical style hall, built c. 1925, with six-bay side elevations. Two-storey broken pedimented central breakfront with balcony supported on consoles over entrance, flanked by pediments to south-west and north-east elevations, that to former has engaged Doric columns. Half-hipped and pitched artificial slate roofs having cast-iron roof vents. Rendered walls with cornice, frieze, architrave, plinth and double-height pilasters. Round-headed central blind opening with semi-circular pediment, flanked by double-height engaged marble Doric columns and render pilasters and supporting broken pediment. Timber sash windows, one-over-one pane to front and two-over-two pane to side elevations, with stone sills, and timber panelled double doors with render surround and with flight of steps.	
RC077	Abbey Street Roscrea	St. Cronan's Graveyard	Graveyard	
RC080	Abbey Street Roscrea	Abbeyside	Detached three-bay single-storey house, built c. 1898 onto east gable of medieval franciscan friary and onto rear of earlier three-bay two-storey house. Pitched artificial slate roof with rendered chimneystacks. Ruled-and- lined rendered walls with render quoins to front block and pebbledash to rear block. One-over-one pane timber sash windows throughout, paired to end bays of both blocks, having segmental-headed openings to front blocks with overlights, and square-headed openings to rear block, with stone sills, continuous to end bays of rear block. Segmental-arched door opening to front with timber panelled door, cobweb fanlight and sidelights and round-headed doorway to rear with cobweb fanlight. Garden to front with decorative cast-iron railings and gate. Rear yard accessed through gateway with rendered piers and cast-iron gates. Multiple-bay two-storey outbuilding to yard with pitched corrugated-iron roof, rendered stone walls and having segmental-arched carriage entrance and square-headed doors and windows.	
RC082	Abbey Street Roscrea	Abbey House	Detached three-bay two-storey house, built c. 1820. Hipped artificial slate roof with rendered chimneystacks. Rendered walls with render quoins. Timber sash six-over-six pane windows with moulded render surrounds and stone sills. Elliptical-headed door opening with timber panelled door, decorative fanlight, moulded render surround and stone step. Decorative cast-iron railings and gate to front. Outbuildings to rear.	





RC083	Limerick Street Roscrea	Burgoo Bridge	Single-span cast concrete road bridge over Bunow River, dated 1898, with rusticated limestone piers and cast-iron railed parapet.	
RC084	Abbey Street Roscrea	D-Internet Link Café	Corner-sited end-of-terrace gable-fronted two-bay two-storey house, built c. 1860, with shopfront to south-west elevation and display window to west. Pitched slate roof with rendered chimneystacks and gable parapets having render brackets. Rendered walls with render quoins, plat band, plinth and segmental-arched panel. Square-headed openings with replacement uPVC windows, decorative render surrounds and stone sills. Shopfront comprising render pilasters flanking openings, supporting timber fascia and cornice, with timber panelled double doors and plate glass window.	
RC085	Limerick Street Roscrea		End-of-terrace four-bay two-storey house with integral carriage arch, built c. 1810. Pitched artificial slate roof with rendered chimneystacks and cast-iron rainwater goods. Lined-and-ruled rendered walls with render quoins. Square-headed openings with replacement uPVC windows, render surrounds and stone sills. Timber panelled door with overlight, channelled render block-and-start surround and concrete steps. Segmental-arched carriage opening with channelled render block-and-start surround and timber matchboard double doors.	
RC086	Limerick Street Roscrea		Two storey town house, recently renovated	
RC087	Mill Road Roscrea	Mount Dudley House	Detached three-bay two-storey over basement house, built c. 1830. Hipped artificial slate roof with rendered chimneystacks. Rendered walls. Square-headed openings having timber sash one-over-one pane windows and stone sills. Elliptical-arched door opening with timber panelled door having timber Doric doorcase and decorative fanlight, approached by flight of stone steps having cast-iron railings. Range of outbuildings to south.	
RC088	Church Street Roscrea		Terrace, three bay, two storey house c.1900	
RC089	Birr Road Roscrea	Bridge	Stone bridge over railway line	




RC090	Birr Road Roscrea		Water hydrant	
RC091	Alleys Lane Roscrea	Bridge	Single-arch road bridge over railway, built c. 1870, with concrete widening to east side. Limestone ashlar walls and parapet. Segmental-arched opening with cut stone voussoirs.	
RC092	Fancroft Road Roscrea			
RC093	Fancroft Road Roscrea	Roscrea Railway Station	Detached ten-bay single-storey railway station, built c. 1870, with projecting open entrance bay to front elevation, two-bay single-storey recessed extension to north-east end and gable-fronted two-bay two-storey stationmaster's house to south-west end and two-bay single-storey outbuilding to north-east. Pitched slate and flat roofs with ashlar limestone chimneystacks and lean-to canopy to main entrance. Coursed sneaked sandstone walls. Segmental-arched openings with block-and-start surrounds in front façade and round-headed openings to platform elevation. Stone sills with timber sash windows throughout, margined and with archivolt to platform elevation. Glazed timber door with fanlight to stationmaster's house and open entrances through building leading to platform. Waiting room along inside of platform elevation has stone flag floor, moulded ceiling cornice and arcading to rear wall.	
RC094	Grove Street Roscrea		Freestanding cast-iron water hydrant, c. 1880, with fluted shaft and cap with acorn finial, lion mask spout and bucket stand.	
RC095	Convent Road Roscrea	Sacred Heart Convent Secondary School	etached cruciform-plan church, built c. 1855, comprising gable-fronted six-bay nave with side aisles, two-bay transepts, single-bay chancel with bow-plan apse to east and with L-plan sacristy to south-east. West front has shallow gable-fronted porch to centre with order arch and with statue over and is flanked by polygonal turrets with narrow round- and square-headed lights and blind lights, crenellations and spirelets.	



RC096	Air Hill Roscrea Roscrea	St. Anne's	Detached three-bay two-storey house, built c. 1870. Return recently added. Pitched artificial slate roof with rendered chimneystacks. Roughcast rendered walls with render quoins. Timber sash two-over-two pane windows with moulded render surrounds and stone sills. Timber panelled and glazed door with overlight and moulded render surround. Rendered wall and piers with wrought-iron gate to front of site.	
RC097	Convent Road Roscrea	Frankfield	Detached six-bay two-storey house, built c. 1815, with flat-roofed porch, c. 1875. Hipped artificial slate roof with rendered chimneystacks and cast-iron rainwater goods. Roughcast rendered walls with render quoins and plinth. Panelled render pilasters and cornice to porch. Timber sash one-over-one pane windows in square-headed openings with render surrounds and stone sills. Timber windows with concrete sills and timber panelled door with overlight to porch. Rubble stone walls to front of site with polygonal cut sandstone piers having pyramidal stone caps and cast-iron gates and flanked by squared rubble limestone square piers.	
RC099	Gaol Road Roscrea	The Maltings	Detached eleven-bay three-storey former malt house, built c. 1900, now disused, with return to north, multiple-bay block to west, single- and two-storey additions to west end and with corrugated iron-clad additions to north. Sprocketed pitched artificial slate roof with cast-iron rooflights. Coursed rubble limestone walls with cut stone quoins. Square-headed window openings having brick block-and-start surrounds and replacement timber windows. Large square-headed door opening and pitching door in north elevation and segmental-headed doorway in west elevation, with timber battened double doors. Rubble walls and modern steel gates to site boundaries.	
RC100	Gaol Road Roscrea	The Courthouse	Detached three-bay double-height former courthouse, dated 1820, with flanking single-bay slightly advanced single-storey entrance bays. Artificial slate roofs, gabled to central block and hipped to flanking bays. Brick chimneystacks and cast-iron rainwater goods. Coursed snecked sandstone walls with stone plat band and plinth. Round-headed window openings with stone sills, stone, brick block-and-start surrounds and replacement timber windows. Square-headed timber panelled double doors with brick surrounds. Paving to front of site.	
RC101	Gaol Road Roscrea	Roscrea Health Centre (Mid- Western Health Board)	Detached three-bay single-storey former house, built c. 1810, with slightly-advanced entrance bay. Now in use as health centre. Pitched artificial slate roofs with rendered chimneystacks. Roughcast rendered walls. Doubled timber sash one-over-one pane windows with stone sills. Round-headed concave door opening having render surround, recessed timber panelled door with spoked fanlight, timber architrave and stone step. Rendered wall with cast-iron railings and gate to front of site.	

RC102	Gaol Road Roscrea	Roscrea Auto Electrical Services	Detached four-bay single-storey building, built c. 1830. Now in use as garage. Pitched slate roof with rendered chimneystacks. Roughcast rendered walls with render plinth. Square-headed openings with paired timber sash four-over-four pane windows, render surrounds and rubble stone sills. Square-headed door opening with replacement timber double doors and overlight. Random stone wall to front of site.	
RC103	Gaol Road Roscrea		Detached former school, built c. 1820, with gable-fronted three-bay two-storey breakfront flanked by three-bay single-storey blocks. Now disused. Pitched slate roof with rendered chimneystacks to centre block. Rendered walls with render plat bands and circular niche to gable-front. Square-headed windows with stone sills and replacement uPVC windows, with render surrounds to end blocks and set into round-headed recesses to ground floor of centre block. Replacement timber panelled door with overlight in round-headed recess. Rubble boundary walls with cast-iron gate to front of site.	
RC104	Gaol Road Roscrea	St. Cronan's Parochial Hall	Detached two-storey former jail, built c. 1815, with advanced entrance front flanked by three-bay blocks and with second pile to rear. Now in use as parochial hall. Hipped artificial slate roof to front block and pitched slate to rear. Roughcast rendered walls with render plinth. Entrance flanked by polygonal turrets with crenellations and corbel table. Square-headed openings with replacement timber windows and stone sills. Loop windows with stone sills and replacement timber windows to turrets and hood moulding to window over entrance door. Pointed segmental-arched door opening with timber battened door, with sidelights, having decorative overlights above. Rendered walls and piers to front of site.	
RC105	Gaol Road Roscrea	Roscrea Youth Centre	Detached six-bay two-storey former national school, dated 1834, now in use as youth centre with projecting two-bay former porch and later single-storey multiple-bay extension to south-west. Pitched artificial slate roof with rendered chimneystack, stone eaves course and cast-iron rainwater goods. Hipped artificial slate roof to porch. Coursed squared rubble sandstone walls with limestone string course and date plaque. Square-headed openings with replacement uPVC double windows, stone sills and brick voussoirs. Timber panelled door with brick voussoirs. Rubble boundary wall to front with rubble stone piers and cast-iron railings.	
RC106	The Valley Roscrea		Two storey rubble stone apartment building	

RC107	The Valley Roscrea		End-of-terrace two-bay three-storey house with projecting porch, built 1862, as a pair with the adjoining house to the north. Pitched and hipped artificial slate roof with rendered chimneystack and cast-iron rainwater goods. Rendered walls with render quoins. Square-headed openings with replacement uPVC windows, moulded render surrounds and cornices. Porch has frieze and cornice. Timber panelled double doors with overlight and replacement uPVC windows to porch. Cast-iron railings and gate to front of site.	
RC108	The Valley Roscrea		Terraced two-bay three-storey house with projecting porch, built 1862, as a pair with adjoining house to south. Hipped artificial slate roof with rendered chimneystack and cast-iron rainwater goods. Roughcast rendered walls with render quoins. Square-headed openings with replacement uPVC windows, moulded render surrounds, cornices and stone sills. Porch with frieze, cornice and decorative timber side windows. Timber panelled door with timber sidelights and overlight. Cast-iron railings and gate to front of site.	
RC109	The Valley Roscrea		Freestanding cast-iron water hydrant, c. 1880, having fluted shaft with lion mask spout and acorn finial. Set on limestone plinth.	
RC110	The Valley Roscrea		Double-arch rubble limestone road bridge over Bunow River, dated 1788, with cut stone voussoirs and rubble stone parapet walls, concrete widening to south side.	
RC112	Rosemary Square Roscrea		Freestanding public fountain, c. 1860, re-sited c. 1925, comprising decorative cast-iron tiered centrepiece having human figures and birds, and octagonal-plan ashlar limestone surround having pair of cast-iron gas lamp standards.	
RC113	Rosemary Square Roscrea	Roscrea Bookshop & Newsagents	Terrace, two bay three storey house c1820 with moulded architraves	
RC114	Rosemary Square Roscrea		Terrace, single bay two storey house c1883 with original fenestration	
RC116	Rosemary Street Roscrea	Roscrea Motor Factors	Terrace four bay two storey house c. 1850	

RC117	Rosemary Street Roscrea		End-of-terrace four-bay two-storey house with integral carriage arch, built c. 1895. Pitched artificial slate roof with rendered chimneystacks. Lined-and-ruled rendered walls with render quoins. Timber sash one-over-one pane windows with stone sills and render surrounds. Timber panelled door with render surround and overlight. Square-headed carriage arch.	
RC118	Rosemary Street Roscrea		Terraced three-bay two- and three-storey house, built c. 1860, with former shopfront to ground floor. Pitched artificial slate roof with rendered chimneystacks and cast-iron rainwater goods. Lined-and-ruled rendered walls with render plinth. Square-headed openings with replacement timber windows and concrete sills. Shopfront comprising render fluted Ionic pilasters flanking carved timber fixed windows and replacement timber panelled door, with render fascia and cornice above.	
RC119	Rosemary Street Roscrea		Terraced single-bay three-storey house, built c. 1870, with disused shop to ground floor. Pitched slate roof with rendered chimneystack and cast-iron rainwater goods. Ruled-and-lined rendered walls. Timber sash two-over-two pane windows with stone sills. Shopfront comprising timber panelled pilasters flanking fixed plate glass window and pair of timber panelled double doors, with timber fascia and cornice above.	
RC120	Rosemary Street Roscrea	Veterinary Clinic	Terraced two-bay three-storey house, built c. 1870, now also in use as veterinary clinic with timber shopfront to ground floor. Pitched slate roof with rendered chimneystacks and cast-iron rainwater goods. Lined-and-ruled rendered walls with render quoins. Timber sash one-over-one pane windows with stone sills and render surrounds. Shopfront comprising timber pilasters flanking fixed window and timber panelled door, having timber fascia and cornice above.	

RC121	Rosemary Street Roscrea		Terraced two-bay three-storey house with attic, built c. 1830, now also in use as shop and having shopfront to ground floor. Pitched artificial slate roof with rendered chimneystacks and cast-iron rainwater goods. Lined-and-ruled rendered walls with render quoins to upper floors and channelled rendered walls with render pilasters to ground floor. Square-headed openings with replacement uPVC windows and stone sills and with render surrounds to second floor openings and render pilasters and cornices to first floor. Square-headed door opening with channelled render voussoirs and decorative keystone, timber panelled door, sidelights and stone steps with cast-iron railings. Shopfront comprising cast-iron fascia with attached lettering, cast-iron cornice, over fixed window and glazed door.	
RC123	Rosemary Street Roscrea	The Town Tub		
RC124	Rosemary Street Roscrea			
RC125	Rosemary Street Roscrea	Anne's Hair Salon	Terraced single-bay three-storey house, built c. 1830, as a pair with adjoining house to north. Now also in use as hair salon and having timber shopfront to ground floor. Pitched artificial slate roof with rendered chimneystack. Lined-and-ruled rendered walls. Square-headed openings with stone sills and replacement timber windows. Shopfront comprising timber pilasters flanking openings with timber fascia and cornice, plate glass windows with timber sills and surrounds and timber panelled half-glazed door with overlight.	
RC126	Rosemary Street Roscrea		Terraced single-bay three-storey house, built c. 1830, as a pair with adjoining house to south. Vacant retail outlet to ground floor. Pitched slate roof with rendered chimneystacks. Lined-and-ruled rendered walls with render plinth. Square-headed openings to upper floors with tripartite timber sash windows, three-over-three pane to second floor and six-over-six to first floor, with stone sills. Shopfront comprising timber pilasters supporting timber fascia and cornice, with timber panelled door and fixed window.	

RC127	Rosemary Street Roscrea	Mortgage Solutions	Terraced two-bay two-storey house with integral carriage arch, built 1878, now in use as office and surgery, with timber shopfront to ground floor. Pitched slate roof with rendered chimneystacks. Lined-and-ruled rendered walls. Segmental-arched openings to first floor having paired round-headed timber casement windows, stone sills and cast-iron sill guards. Timber matchboard double doors to carriage arch. Replacement timber shopfront.	
RC128	Rosemary Street Roscrea	The Permanent Bar - C. Hennessy	Terraced two-bay three-storey house, built c. 1850, now in use as public house and having pubfront to part of ground floor. Pitched slate roof with rendered chimneystack. Lined-and-ruled rendered walls having square-headed openings with replacement uPVC windows and stone sills. Cast-iron cresting to first floor sills. Pubfront comprising timber pilasters flanking openings, with timber fascias and cornices above. Plate glass windows to pubfront and to adjoining large pub window and pair of timber panelled and glazed double doors with overlight.	
RC137	Abbey Street Roscrea	Parkmore House	Located at Burgoo Bridge. In operation as a convent and nursing home	